



Individual Results














Final







Brussels - Brussels (BEL) 19-08-2016 - CEI* 100km :27 Riders

Percentages: Qualified: 66.67% Not qualified: 33.33% (including GA (ex LA): 25.93% ME: 07.41% RET: 00.00% MISC: 00.00%)

RANK	NUM.	AV. SPEED	NAT.	PHASE	RANK	ARRIVAL	IN TIME	RECOV. T.	PH. SPEED	BPM	AV. SPEED	TOTAL REC.	LAP/LEAD
1	110	17.168		1	1	11:24:25	11:28:17	00:03:52	16.185	60	16.185	00:03:52	00:00:00
Patricia GUERET				2	2	13:55:39	14:01:44	00:06:05	15.866	60/60	16.047	00:09:57	00:00:03
TOPAZE DES FLOTS			16/05/2007	3	1	16:15:18	16:41:10		20.678	64	17.168		00:00:00
- - Gueret													Total Riding Time: 05:45:18
2	108	17.166		1	2	11:24:26	11:28:19	00:03:53	16.182	61/60	16.182	00:03:53	00:00:02
Danny DROGHINI				2	1	13:55:38	14:01:41	00:06:03	15.878	57/60	16.050	00:09:56	00:00:00
GE SAROUM			07/05/2006	3	2	16:15:20	16:42:32		20.658	61/58	17.166		00:00:02
Lap / preceding :00:00:02													Total Riding Time: 05:45:20
- - Danny Droghini													Total Riding Time: 05:45:20
3	117	16.673		1	5	11:29:57	11:33:31	00:03:34	15.633	53/64	15.633	00:03:34	00:05:14
Jacques SABEAU				2	5	14:01:18	14:05:54	00:04:36	16.017	59/60	15.795	00:08:10	00:04:13
EAUNOIRE COOKIES			06/03/2007	3	3	16:25:33	16:42:16		19.275	60	16.673		00:10:15
Lap / preceding :00:10:13													Total Riding Time: 05:55:33
- - Sabeau													Total Riding Time: 05:55:33
4	121	16.639		1	6	11:31:21	11:33:37	00:02:16	15.623	56/58	15.623	00:02:16	00:05:20
Solene YERNAUX				2	4	14:01:21	14:05:19	00:03:58	16.115	53/60	15.830	00:06:14	00:03:38
AI EL KHEBIR			23/03/2001	3	4	16:26:16	16:37:38		19.000	52	16.639		00:10:58
Lap / preceding :00:00:43													Total Riding Time: 05:56:16
- - JEAN HOUASSIN													Total Riding Time: 05:56:16
5	112	16.533		1	3	11:29:59	11:31:42	00:01:43	15.821	58/58	15.821	00:01:43	00:03:25
Celine LAVIS				2	3	14:01:16	14:03:11	00:01:55	16.146	64/64	15.958	00:03:38	00:01:30
KAMRIKA DE MALAVISEE			22/05/2007	3	5	16:28:33	16:38:46		18.120	54	16.533		00:13:15
Lap / preceding :00:02:17													Total Riding Time: 05:58:33
- - Richelle													Total Riding Time: 05:58:33
6	118	16.146		1	8	11:31:16	11:34:01	00:02:45	15.583	62/60	15.583	00:02:45	00:05:44
Kurt STERCKX				2	7	14:01:20	14:10:20(2)	00:09:00	15.475	51/50	15.536	00:11:45	00:08:39
CHIMCO			01/06/2008	3	6	16:37:09	16:54:57		17.848	56/52	16.146		00:21:51
Lap / preceding :00:08:36													Total Riding Time: 06:07:09
- - Sterckx													Total Riding Time: 06:07:09
7	119	16.141		1	13	11:39:08	11:40:37	00:01:29	14.942	57/56	14.942	00:01:29	00:12:20
Raphael VAN CAUTER				2	8	14:09:08	14:11:47	00:02:39	16.192	56/54	15.453	00:04:08	00:10:06
GERALDINE S			15/04/2007	3	7	16:37:16	16:48:07		18.097	53	16.141		00:21:58
Lap / preceding :00:00:07													Total Riding Time: 06:07:16
- - Colle Suzanne													Total Riding Time: 06:07:16
8	131	15.525		1	16	11:38:46	11:41:37	00:02:51	14.850	59/64	14.850	00:02:51	00:13:20
Bilal Bassam AL KHARRAZ				2	14	14:16:39	14:20:31	00:03:52	15.139	62/54	14.972	00:06:43	00:18:50
CZARTOWCZYK			12/03/2009	3	8	16:51:50	17:05:14		17.055	55/60	15.525		00:36:32
Lap / preceding :00:14:34													Total Riding Time: 06:21:50
- - B.B. Alkharraz													Total Riding Time: 06:21:50
9	130	14.836		1	17	11:38:58	11:41:48	00:02:50	14.833	62/54	14.833	00:02:50	00:13:31
Nora RØED				2	11	14:13:32	14:17:58	00:04:26	15.495	56/64	15.110	00:07:16	00:16:17
SAIDA LARZAC			11/04/2006	3	9	17:09:34	17:23:54		14.211	49	14.836		00:54:16
Lap / preceding :00:17:44													Total Riding Time: 06:39:34
- - Leonard Liesens (10728899)													Total Riding Time: 06:39:34
10	104	14.835		1	15	11:39:07	11:41:25	00:02:18	14.868	62/60	14.868	00:02:18	00:13:08
Morgane BOULANGER				2	10	14:14:20	14:16:45	00:02:25	15.607	62/66	15.176	00:04:43	00:15:04
DIBET IN FIRE DE LANN			18/05/2009	3	10	17:09:35	17:20:47		14.068	57/56	14.835		00:54:17
Lap / preceding :00:00:01													Total Riding Time: 06:39:35
- - Themelin-Ninove													Total Riding Time: 06:39:35

RANK	NUM.	AV. SPEED	NAT.	PHASE	RANK	ARRIVAL	IN TIME	RECOV. T.	PH. SPEED	BPM	AV. SPEED	TOTAL REC.	LAP/LEAD
11	109	14.835		1	18	11:39:06	11:42:35	00:03:29	14.762	60/60	14.762	00:03:29	00:14:18
Lora GAVAZZA 													
				2	13	14:14:18	14:20:00	00:05:42	15.330	64/60	15.000	00:09:11	00:18:19
MEDIUM D'ARBESPINE 28/05/2008													
				3	11	17:09:36	17:22:33		14.448	57	14.835		00:54:18
Lap / preceding :00:00:01													
- - Gavazza Total Riding Time: 06:39:36													
12	123	14.320		1	12	11:31:17	11:37:22	00:06:05	15.251	54/52	15.251	00:06:05	00:09:05
Virginie AUGIS 													
				2	15	14:14:23	14:20:35	00:06:12	14.608	52	14.969	00:12:17	00:18:54
BANDITO D' ELIXIR 07/03/2007													
				3	12	17:23:58	17:37:11		12.955	51/50	14.320		01:08:40
Lap / preceding :00:14:22													
- - Otjaques, Julie Total Riding Time: 06:53:58													
13	107	13.586		1	9	11:30:46	11:34:47	00:04:01	15.506	61/60	15.506	00:04:01	00:06:30
Corine DEPRESSEUX 													
				2	16	14:17:12	14:22:16	00:05:04	14.120	57	14.880	00:09:05	00:20:35
CRYSTAL QUINOA 13/05/2009													
				3	13	17:46:19	17:58:34		11.217	61/60	13.586		01:31:01
Lap / preceding :00:22:21													
- - Depresseux Total Riding Time: 07:16:19													
14	106	13.586		1	20	11:42:09	11:44:55	00:02:46	14.553	51/54	14.553	00:02:46	00:16:38
Nadine DELATINNE 													
				2	18	14:38:43	14:41:58	00:03:15	13.134	58/50	13.909	00:06:01	00:40:17
LAZIZA 01/01/2004													
				3	14	17:46:20	18:01:49		12.860	60/56	13.586		01:31:02
Lap / preceding :00:00:01													
- - Huguette Jadoul Total Riding Time: 07:16:20													
15	105	13.585		1	22	11:42:08	11:47:01	00:04:53	14.370	59/60	14.370	00:04:53	00:18:44
Sylvie DEHANT 													
				2	20	14:38:39	14:43:20	00:04:41	13.205	62/56	13.846	00:09:34	00:41:39
VICTORY IBN VALERIO 14/04/2006													
				3	15	17:46:21	18:02:50		12.991	63	13.585		01:31:03
Lap / preceding :00:00:01													
- - Dehant Sylvie Total Riding Time: 07:16:21													
16	120	13.584		1	21	11:42:10	11:46:54	00:04:44	14.380	51/54	14.380	00:04:44	00:18:37
Charlene WILLEME 													
				2	19	14:38:42	14:43:16	00:04:34	13.200	57/52	13.849	00:09:18	00:41:35
SEMILLAH TABATAH 22/05/2005													
				3	16	17:46:23	18:01:19		12.981	55	13.584		01:31:05
Lap / preceding :00:00:02													
- - Dehant Sylvie Total Riding Time: 07:16:23													
17	128	12.325		1	24	11:49:43	11:52:57	00:03:14	13.877	63/54	13.877	00:03:14	00:24:40
Donna OUDSHOORN 													
				2	21	14:50:28	14:55:27	00:04:59	12.632	59/58	13.314	00:08:13	00:53:46
VALKAN V/D ELZAHOEVE 05/07/2009													
				3	17	18:30:58	18:46:53		10.440	61/56	12.325		02:15:40
Lap / preceding :00:44:35													
- - D.E.M. Oudshoorn Total Riding Time: 08:00:58													
18	114	12.024		1	11	11:31:18	11:36:21	00:05:03	15.350	58	15.350	00:05:03	00:08:04
Laura LENGES 													
				2	9	14:09:09	14:14:55	00:05:46	15.181	59/60	15.277	00:10:49	00:13:14
L.I. KALIFA 01/04/2008													
				3	18	18:43:01	19:04:58		7.923	64/60	12.024		02:27:43
Lap / preceding :00:12:03													
- - Deporte - Goossens Total Riding Time: 08:13:01													
NQ	113	LA		1	4	11:31:19	11:33:23	00:02:04	15.647	52/54	15.647	00:02:04	00:05:06
Luisa LEJEUNE 													
				2	6	14:04:06	14:06:10	00:02:04	15.960	51/52	15.780	00:04:08	00:04:29
DJAWAD 01/01/2009													
				3	LA	16:25:35	16:37:11		19.325	55/62	16.671		00:10:17
Lap / preceding :21:42:34													
- - Beckers													
NQ	116	LA		1	10	11:30:41	11:35:22	00:04:41	15.447	60/68	15.447	00:04:41	00:07:05
Bruno NERINCX 													
				2	12	14:17:09	14:19:44	00:02:35	14.473	56/58	15.014	00:07:16	00:18:03
JUDY 16/04/2006													
				3	LA	17:09:37	17:21:12		14.414	51	14.834		00:54:19
Lap / preceding :00:44:02													
- - Vanderlin													
NQ	127	ME		1	19	11:38:45	11:44:47	00:06:02	14.565	56/56	14.565	00:06:02	00:16:30
Eva DE VRIES 													
				2	17	14:34:47	14:38:55	00:04:08	13.420	56/60	14.051	00:10:10	00:37:14
VODOLEI KHAN 01/04/2009													
				3	ME	17:42:25	18:12:06		12.944	0	13.709		01:27:07
Lap / preceding :00:32:48													
- - E. de Vries													
NQ	101	ME		1	14	11:38:57	11:41:16	00:02:19	14.882	63/66	14.882	00:02:19	00:12:59
Peter BASTIJNS 													
				2	ME	14:19:57	14:31:00(2)	00:11:03	13.875	74/68	14.433	00:13:22	00:29:19
CHARID'L FIKR MMN 27/06/2007													
Lap / preceding :21:38:35													
- - Jaumotte													
NQ	111	LA		1	23	11:49:45	11:51:31	00:01:46	13.993	43/44	13.993	00:01:46	00:23:14
Fausto JANSSEN 													
				2	LA	14:50:30	14:52:06	00:01:36	12.804	44/46	13.457	00:03:22	00:50:25
AK EL AKBAR 22/03/2008													
Lap / preceding :00:21:06													
- - Janssen													

RANK	NUM.	AV. SPEED	NAT.	PHASE	RANK	ARRIVAL	IN TIME	RECOV. T.	PH. SPEED	BPM	AV. SPEED	TOTAL REC.	LAP/LEAD
NQ	115	LA		1	7	11:30:44	11:33:53	00:03:09	15.596	52/54	15.596	00:03:09	00:05:36
Freddy MEURENS				2	LA	14:01:19	14:05:23	00:04:04	16.144	63/60	15.826	00:07:13	00:03:42
ROC CASTEL LARZAC			27/04/2005										
Lap / preceding :23:13:17													
- - Freddy Meurrens (10406994)													
NQ	102	LA		1	LA	11:32:16	11:41:30	00:09:14	14.861	61/60	14.861	00:09:14	00:13:13
Dirk BLIECK													
DJEDAN D ARVILLE			12/04/2002										
Lap / preceding :22:16:07													
- - NELLY PHILIPPOT-HERMANNE													
NQ	124	LA		1	LA	11:39:02	11:43:03	00:04:01	14.719	60/60	14.719	00:04:01	00:14:46
Manon CLAVEL													
VITALIK DE CHALAIN			03/06/2009										
Lap / preceding :00:01:33													
- - ROYAL ENDURANCE TEAM OF BAHRAIN													
NQ	125	LA		1	LA	11:49:42	11:51:12	00:01:30	14.019	48/50	14.019	00:01:30	00:22:55
Sofie AGGELEN, VAN													
WHISPERED HOPE QA			05/06/2008										
Lap / preceding :00:08:09													
- - M. van Aggelen & S. van Aggelen													

WD=Withdrawn, RET=Retired, DSQ=Disqualified, FNR=Finished not ranked, LA=Lame, MI=Minor injury, CI=Catastrophic injury, ME=Metabolic, ME-TR=Metabolic invasive treatment, OT=Out of time, FTC: Failed to complete

