



Individual Results














Final



Fontainebleau - Fontainebleau (FRA) 31-03-2018 - Ama1 GP :33 Riders

Percentages: Qualified: 63.64% Not qualified: 36.36% (including GA (ex LA): 21.21% ME: 06.06% RET: 09.09% MISC: 00.00%)

RANK	NUM.	AV. SPEED	NAT.	PHASE	RANK	ARRIVAL	IN TIME	RECOV. T.	PH. SPD	BPM	AV. SPD	TOTAL REC.	LAP/LEAD
1	211	20.425		1	1	10:24:32	10:27:30	00:02:58	19.404	56/56	19.404	00:02:58	00:00:00
SALVINA DENIAUD													
KHETI													
			13	3	1	14:12:38	14:26:27		23.311	54	20.425		00:00:00
- - DA GRAVA BERNARD													
												Total Riding Time: 04:12:38	
2	228	19.205		1	2	10:24:25	10:31:49	00:07:24	18.717	40/40	18.717	00:07:24	00:04:19
NATHALIE SEINCE													
THARA LIMOUSIAN													
			11	3	2	14:28:41	14:38:03		18.793	56	19.205		00:16:03
Lap / preceding :00:16:03													
- - LE LABOURIER ROSELYNE													
												Total Riding Time: 04:28:41	
3	232	18.238		1	5	10:45:10	10:49:47	00:04:37	16.311	57/56	16.311	00:04:37	00:22:17
FLORENCE TOUBON													
TICTAC DARTESIE													
			11	3	3	14:42:56	14:58:28		22.210	53	18.238		00:30:18
Lap / preceding :00:14:15													
- - BINET REGIS													
												Total Riding Time: 04:42:56	
4	206	18.221		1	3	10:34:59	10:41:00	00:06:01	17.405	54/52	17.405	00:06:01	00:13:30
EMMA CAMPOS													
TEXAS DES AUXES													
			11	3	4	14:43:11	14:51:47		21.362	51	18.221		00:30:33
Lap / preceding :00:00:15													
- - CAMPOS EMMA													
												Total Riding Time: 04:43:11	
5	222	16.945		1	10	10:48:32	10:57:40	00:09:08	15.440	56/52	15.440	00:09:08	00:30:10
CAPUCINE MARTINI													
OUEZZANE EL MARSA													
			16	3	5	15:04:31	15:16:50		19.918	51	16.945		00:51:53
Lap / preceding :00:21:20													
- - MEZIERE LUCIE													
												Total Riding Time: 05:04:31	
6	226	16.654		1	6	10:48:31	10:52:04	00:03:33	16.049	53/50	16.049	00:03:33	00:24:34
PATRICK QUIVIGER													
SOLYN D'ARGOAT													
			12	3	6	15:09:50	15:23:56		18.182	52	16.654		00:57:12
Lap / preceding :00:05:19													
- - QUIVIGER PATRICK													
												Total Riding Time: 05:09:50	
7	201	16.532		1	20	11:00:37	11:05:36	00:04:59	14.653	62/60	14.653	00:04:59	00:38:06
VIRGINIE AZAIS													
MAG D'ECOUVES													
			9	3	7	15:12:07	15:24:01		19.202	58	16.532		00:59:29
Lap / preceding :00:02:17													
- - AZAIS VIRGINIE													
												Total Riding Time: 05:12:07	
8	218	16.212		1	19	10:57:50	11:01:37	00:03:47	15.038	54/52	15.038	00:03:47	00:34:07
PIERRE LABORIE													
QASAM DE LOZELLE													
			14	3	8	15:18:17	15:26:45		18.270	53	16.212		01:05:39
Lap / preceding :00:06:10													
- - PONTIER THIERRY													
												Total Riding Time: 05:18:17	
9	213	16.208		1	4	10:44:56	10:48:33	00:03:37	16.456	58/64	16.456	00:03:37	00:21:03
SOPHIE ECK MICHAUD													
BALTIC RIVER													
			9	3	9	15:18:22	15:30:52		14.340	61	16.208		01:05:44
Lap / preceding :00:00:05													
- - ECK MICHAUD SOPHIE													
												Total Riding Time: 05:18:22	
10	224	16.133		1	14	10:54:50	10:59:53	00:05:03	15.212	57/60	15.212	00:05:03	00:32:23
MARIE PIERRE PEROTEAU													
AZIM CABIRAT													
			8	3	10	15:19:51	15:28:40		17.243	63	16.133		01:07:13
Lap / preceding :00:01:29													
- - LAFAURE MORGANE													
												Total Riding Time: 05:19:51	

RANK	NUM.	AV. SPEED	NAT.	PHASE	RANK	ARRIVAL	IN TIME	RECOV. T.	PH. SPD	BPM	AV. SPD	TOTAL REC.	LAP/LEAD
11	221	15.848		1	11	10:51:23	10:58:10	00:06:47	15.388	56/54	15.388	00:06:47	00:30:40
CHRISTIAN MALTRAVERSI				2	13	13:03:41	13:10:17	00:06:36	16.284	52/56	15.731	00:13:23	00:46:51
SHAHANE				12	3	15:25:35	15:41:40		16.178	56	15.848		01:12:57
Lap / preceding :00:05:44													
- - MALTRAVERSI CHRISTIAN												Total Riding Time: 05:25:35	
12	202	15.341		1	12	10:57:45	10:59:36	00:01:51	15.241	63/60	15.241	00:01:51	00:32:06
ELISE BARD				2	14	13:10:33	13:12:01	00:01:28	16.231	54/58	15.619	00:03:19	00:48:35
BUTTERFLY EL MEDUNEC				3	12	15:36:21	15:43:08		14.629	59	15.341		01:23:43
Lap / preceding :00:10:46													
- -												Total Riding Time: 05:36:21	
13	219	15.340		1	13	10:57:40	10:59:49	00:02:09	15.219	59/54	15.219	00:02:09	00:32:19
SABINE LEFRANT				2	15	13:10:34	13:12:45	00:02:11	16.141	48/52	15.572	00:04:20	00:49:19
BORODINNO				7	3	15:36:22	15:43:11		14.741	51	15.340		01:23:44
Lap / preceding :00:00:01													
- - DARGIER DE SAINT VAULRY VERONIQUE												Total Riding Time: 05:36:22	
14	229	15.331		1	8	10:45:20	10:55:04	00:09:44	15.717	54/60	15.717	00:09:44	00:27:34
FLORENCE TARRUSSON				2	11	13:04:36	13:10:13	00:05:37	15.765	52/50	15.736	00:15:21	00:46:47
XTRA SAADA				7	3	15:36:34	15:47:58		14.323	54	15.331		01:23:56
Lap / preceding :00:00:12													
- - CENTRE EQUESTRE EL TARTER												Total Riding Time: 05:36:34	
15	207	15.327		1	7	10:45:19	10:54:58	00:09:39	15.728	50/54	15.728	00:09:39	00:27:28
VAHID FARASHI				2	10	13:04:41	13:10:12	00:05:31	15.751	49/49	15.737	00:15:10	00:46:46
VARANDELLA				7	3	15:36:39	15:48:02		14.308	54	15.327		01:24:01
Lap / preceding :00:00:05													
- - LUTETIA ARABIANS S.A.R.L.												Total Riding Time: 05:36:39	
16	231	15.235		1	23	11:05:10	11:08:20	00:03:10	14.400	58/64	14.400	00:03:10	00:40:50
ORANE TOMASELLA				2	19	13:22:31	13:25:28	00:02:57	15.443	48/48	14.796	00:06:07	01:02:02
ATHENA DE COURCELLES				8	3	15:38:42	15:45:51		16.580	50	15.235		01:26:04
Lap / preceding :00:02:03													
- - ARAB'ENDURANCE E.A.R.L.												Total Riding Time: 05:38:42	
17	216	15.231		1	21	11:02:04	11:06:57	00:04:53	14.527	57/60	14.527	00:04:53	00:39:27
MAELLE GOUEBAULT				2	21	13:22:32	13:27:25	00:04:53	14.930	60/60	14.684	00:09:46	01:03:59
KARA AL MOUNIRA				7	3	15:38:47	15:53:46		16.960	52	15.231		01:26:09
Lap / preceding :00:00:05													
- - RATAJCZYK MARIE-CHRISTINE												Total Riding Time: 05:38:47	
18	230	15.042		1	22	11:05:09	11:07:10	00:02:01	14.507	64/60	14.507	00:02:01	00:39:40
JOSEPHINE THOMAS				2	18	13:22:29	13:24:06	00:01:37	15.475	51/52	14.876	00:03:38	01:00:40
BAROUDUR DE TANUES				7	3	15:43:02	15:50:58		15.517	52	15.042		01:30:24
Lap / preceding :00:04:15													
- - JUILLARD PIERRE-YVES												Total Riding Time: 05:43:02	
19	205	15.005		1	18	10:57:47	11:01:17	00:03:30	15.071	54/56	15.071	00:03:30	00:33:47
EVELYNE BOURDELOT				2	17	13:11:44	13:17:16	00:05:32	15.628	46/48	15.287	00:09:02	00:53:50
BELINO DE LA TOUR				7	3	15:43:53	15:53:28		14.283	47	15.005		01:31:15
Lap / preceding :00:00:51													
- - ROUFFIANDIS VALERY												Total Riding Time: 05:43:53	
20	215	14.410		1	24	11:08:54	11:10:20	00:01:26	14.220	59/62	14.220	00:01:26	00:42:50
GWENAELE GARCIA				2	22	13:37:17	13:39:01	00:01:44	13.802	51/48	14.051	00:03:10	01:15:35
BIRMANE KERGOUR				7	3	15:58:05	16:04:32		15.494	50	14.410		01:45:27
Lap / preceding :00:14:12													
- - SOUET-LE FLOCH ANNAIK												Total Riding Time: 05:58:05	
21	227	14.409		1	25	11:08:52	11:12:40	00:03:48	14.016	62/60	14.016	00:03:48	00:45:10
CARLA ROSELL				2	23	13:37:18	13:40:13	00:02:55	13.947	56/52	13.989	00:06:43	01:16:47
BAJ'RA D'ELL				7	3	15:58:06	16:06:28		15.703	55	14.409		01:45:28
Lap / preceding :00:00:01													
- - ROSELL FRANCOIS												Total Riding Time: 05:58:06	
NQ	214	LA		1	9	10:50:41	10:56:55	00:06:14	15.519	61/64	15.519	00:06:14	00:29:25
MARIE LAURE FATH				2	8	13:02:39	13:07:20	00:04:41	16.590	48/44	15.927	00:10:55	00:43:54
TORRIDE NEYETTE				11	3	15:12:07	15:23:42		18.453	62	16.532		00:59:29
Lap / preceding :23:14:01													
- - DE LA NEYETTE G.A.E.C.													
NQ	217	LA		1	15	10:56:30	11:00:05	00:03:35	15.192	56/50	15.192	00:03:35	00:32:35
ALIX HENRY				2	20	13:22:31	13:26:39	00:04:08	14.076	54/56	14.728	00:07:43	01:03:13
BA'IAM DU BOUQUET				7	3	15:37:46	15:44:04		17.013	53	15.277		01:25:08
Lap / preceding :00:25:39													
- - LISTE ROUGE													

RANK	NUM.	AV. SPEED	NAT.	PHASE	RANK	ARRIVAL	IN TIME	RECOV. T.	PH. SPD	BPM	AV. SPD	TOTAL REC.	LAP/LEAD	
NQ	220	LA			1	17	10:57:16	11:00:35	00:03:19	15.141	60/56	15.141	00:03:19	00:33:05
BARBARA LISSARRAGUE														
THARB						7								
Lap / preceding :22:24:59														
- - DIEMERT WACH ANNE														
NQ	225	LA			1	16	10:56:26	11:00:16	00:03:50	15.173	60/40	15.173	00:03:50	00:32:46
PAULINE PRIEZ														
ALAYA DU BOUQUET						8								
Lap / preceding :23:55:17														
- - LISTE ROUGE														
NQ	203	LA			1	LA	11:08:56	11:13:00	00:04:04	13.988	54/54	13.988	00:04:04	00:45:30
ALEXIS BEUREL														
AZHAR D'ALERON						8								
Lap / preceding :22:44:58														
- - BEUREL SYLVAIN														
NQ	204	LA			1	LA	10:59:40	11:11:16	00:11:36	14.138	52/56	14.138	00:11:36	00:43:46
JULINE BOILEVIN														
BRAISE D'OR						7								
Lap / preceding :23:58:16														
- - BOILEVIN SEVERINE														
NQ	208	RET			1	RET	10:59:59	11:13:17	00:13:18	13.963	64/60	13.963	00:13:18	00:45:47
JADE CORNIN														
OUROUK SULLY						16								
Lap / preceding :00:02:01														
- - CORNIN JADE														
NQ	209	ME			1	ME	10:47:41	11:07:34(2)	00:19:53	14.470	76/80	14.470	00:19:53	00:40:04
LAURE COURREE														
VENISE DES ORMEAUX						9								
Lap / preceding :23:54:17														
- - BERCIER NICOLAS														
NQ	210	LA			1	LA	11:16:29	11:19:22	00:02:53	13.462	54/52	13.462	00:02:53	00:51:52
LAURE FAUGERE														
ANYA ARVERNE						8								
Lap / preceding :00:11:48														
- - TOURNADRE OLIVIER														
NQ	212	RET			1	RET	10:57:48	11:01:42	00:03:54	15.030	42/44	15.030	00:03:54	00:34:12
JEAN DU LAC														
SARABANDE D'AX						12								
Lap / preceding :23:42:20														
- - LAC JEAN DU														
NQ	223	ME			1	ME	11:08:58	11:19:21	00:10:23	13.463	83	13.463	00:10:23	00:51:51
JEAN MARIE OLLIVIER														
AKIR ARMOR						8								
Lap / preceding :00:17:39														
- - LES CHEVAUX D'ARMOR S.C.E.A.														
NQ	233	RET			1	RET	10:44:55	11:02:41	00:17:46	14.933	64	14.933	00:17:46	00:35:11
BENEDICTE SANTISTEVA														
UJJAIN DE LANDAS						10								
Lap / preceding :23:43:20														
- - VELAYGUET JOSETTE														

WD=Withdrawn, RET=Retired, DSQ=Disqualified, FNR=Finished not ranked, LA=Lame, MI=Minor injury, CI=Catastrophic injury, ME=Metabolic, ME-TR=Metabolic invasive treatment, OT=Out of time, FTC: Failed to complete

