



Individual Results













Phase 5







Monpazier - Monpazier (FRA) 27-08-2016 - Chpnat Majors 2x70KM :24 Riders

Percentages: Qualified: 45.83% Not qualified: 54.17% (including GA (ex LA): 37.50% ME: 00.00% RET: 08.33% MISC: 08.33%)

RANK	NUM.	AV. SPEED	NAT.	PHASE	RANK	ARRIVAL	IN TIME	RECOV. T.	PH. SPEED	BPM	AV. SPEED	TOTAL REC.	LAP/LEAD
1	538	18.092	Dep.: 14:46:27	1	3	11:41:15	11:45:54	00:04:39	18.414	56/60	18.414	00:04:39	01:45:54
JOEL MARESCASSIER				2	3	13:39:22	13:42:25	00:03:03	19.604	48/48	18.913	00:07:42	03:02:25
ULKINO DES MIRAILLES				3	2	15:18:10	15:22:35	00:04:25	16.953	61/60	18.427	00:12:07	04:02:35
				4	2	11:52:40	11:55:08	00:02:28	17.125	64/64	18.011	00:14:35	05:56:27
				5	1	13:53:49	13:56:27	00:02:38	18.446	56	18.092	00:17:13	07:17:46
												Total Riding Time: 07:17:46	
2	536	18.082	Dep.: 14:46:42	1	1	11:40:11	11:44:00	00:03:49	18.750	50/60	18.750	00:03:49	01:44:00
DANIELLE GHYOROS				2	2	13:36:51	13:41:15	00:04:24	19.418	47	19.034	00:08:13	03:01:15
ORIENT D'YS				3	1	15:18:03	15:21:19	00:03:16	16.981	54/50	18.523	00:11:29	04:01:19
Lap / preceding :00:00:15				4	1	11:52:37	11:54:46	00:02:09	16.991	63/60	18.029	00:13:38	05:56:05
				5	2	13:53:38	13:56:42	00:03:04	18.308	58/52	18.082	00:16:42	07:18:01
												Total Riding Time: 07:18:01	
3	542	18.015	Dep.: 14:48:19	1	9	11:45:30	11:50:22	00:04:52	17.668	58/72	17.668	00:04:52	01:50:22
FABIENNE LARBRET				2	6	13:41:23	13:46:08	00:04:45	19.798	59/60	18.535	00:09:37	03:06:08
TEDDY BEAR DE MARNAS				3	3	15:20:28	15:26:18	00:05:50	16.953	56/60	18.149	00:15:27	04:06:18
Lap / preceding :00:01:37				4	3	11:53:47	11:58:10	00:04:23	17.229	58/64	17.859	00:19:50	05:59:29
				5	3	13:53:43	13:58:19	00:04:36	18.715	58/60	18.015	00:24:26	07:19:38
												Total Riding Time: 07:19:38	
4	537	17.822	Dep.: 14:53:05	1	7	11:40:30	11:49:48	00:09:18	17.760	60/60	17.760	00:09:18	01:49:48
BERNADETTE BONNEL				2	4	13:39:08	13:44:25	00:05:17	20.103	52/68	18.708	00:14:35	03:04:25
TIBIDABO GARGAN				3	5	15:27:08	15:31:32	00:04:24	15.197	46/50	17.771	00:18:59	04:11:32
Lap / preceding :00:04:46				4	4	12:02:21	12:06:39	00:04:18	16.748	61/60	17.447	00:23:17	06:07:58
				5	4	13:59:51	14:03:05	00:03:14	19.625	61/64	17.822	00:26:31	07:24:24
												Total Riding Time: 07:24:24	
5	531	17.641	Dep.: 14:57:39	1	17	11:51:00	11:59:24	00:08:24	16.332	62/64	16.332	00:08:24	01:59:24
DANIEL MALDERA				2	11	13:45:40	13:54:17	00:08:37	20.031	57/52	17.758	00:17:01	03:14:17
OTELLO DE RIVOIRON				3	7	15:24:36	15:34:19	00:09:43	16.991	55/60	17.577	00:26:44	04:14:19
Lap / preceding :00:04:34				4	5	11:57:00	12:06:57(2)	00:09:57	17.113	61/62	17.433	00:36:41	06:08:16
				5	5	13:59:30	14:07:39	00:08:09	18.587	64/60	17.641	00:44:50	07:28:58
												Total Riding Time: 07:28:58	
6	526	15.887	Dep.: 15:47:12	1	16	11:49:03	11:57:31(2)	00:08:28	16.593	57/54	16.593	00:08:28	01:57:31
THIERRY VERRHIEST				2	15	13:57:00	14:02:06	00:05:06	17.734	54/60	17.071	00:13:34	03:22:06
UZBEK AVERRHOES				3	11	15:45:57	15:51:16	00:05:19	14.747	62/64	16.478	00:18:53	04:31:16
Lap / preceding :00:49:33				4	8	12:24:39	12:35:35(2)	00:10:56	15.521	58/64	16.175	00:29:49	06:36:54
				5	6	14:52:47	14:57:12	00:04:25	14.761	60/60	15.887	00:34:14	08:18:31
												Total Riding Time: 08:18:31	
7	530	15.864	Dep.: 15:47:56	1	14	11:49:02	11:53:35	00:04:33	17.168	54/60	17.168	00:04:33	01:53:35
PATRICK QUIVIGER				2	16	13:56:54	14:02:34	00:05:40	16.857	46/46	17.031	00:10:13	03:22:34
SOLYN D'ARGOAT				3	10	15:45:43	15:50:38	00:04:55	14.985	52/56	16.517	00:15:08	04:30:38
Lap / preceding :00:00:44				4	7	12:24:46	12:30:32	00:05:46	16.087	62/52	16.384	00:20:54	06:31:51
				5	7	14:52:43	14:57:56	00:05:13	13.967	49	15.864	00:26:07	08:19:15
												Total Riding Time: 08:19:15	
8	520	15.102	Dep.: 15:51:11	1	6	11:40:30	11:49:37	00:09:07	17.789	57/56	17.789	00:09:07	01:49:37
MARJORIE GHYSELINCK				2	7	13:39:07	13:50:06	00:10:59	18.637	47	18.148	00:20:06	03:10:06
UHLAN D'OLT				3	13	16:06:25	16:13:16	00:06:51	9.887	63/64	15.242	00:26:57	04:53:16
Lap / preceding :00:25:12				4	9	12:23:32	12:35:14	00:11:42	15.571	59/60	15.341	00:38:39	06:58:30
				5	8	14:52:44	15:01:11	00:08:27	14.158	57/60	15.102	00:47:06	08:44:27
												Total Riding Time: 08:44:27	

RANK	NUM.	AV. SPEED	NAT.	PHASE	RANK	ARRIVAL	IN TIME	RECOV. T.	PH. SPEED	BPM	AV. SPEED	TOTAL REC.	LAP/LEAD	
9	524	14.776	Dep.: 15:52:26	1	18	11:49:07	12:00:44	00:11:37	16.151	44/44	16.151	00:11:37	02:00:44	
XAVIER GUYONNET					2	18	14:10:49	14:17:07	00:06:18	15.563	46/54	15.890	00:17:55	03:37:07
FARICKO DU CAVALLON				10	3	16:17:34	16:23:35	00:06:01	11.797	59/60	14.724	00:23:56	05:03:35	
Lap / preceding :00:11:34				4	10	12:25:01	12:32:36	00:07:35	15.905	59/62	15.064	00:31:31	07:06:11	
				5	9	14:52:46	15:02:26	00:09:40	13.657	49/60	14.776	00:41:11	08:56:01	
Total Riding Time: 08:56:01														
10	535	14.775	Dep.: 15:52:22	1	19	11:49:07	12:00:54	00:11:47	16.129	62/60	16.129	00:11:47	02:00:54	
CAROL GUYONNET					2	17	14:10:48	14:17:03	00:06:15	15.601	63/60	15.895	00:18:02	03:37:03
KOHEILAN UDAIPUR				8	3	16:17:31	16:23:40	00:06:09	11.776	64/64	14.720	00:24:11	05:03:40	
Lap / preceding :00:00:01				4	11	12:25:00	12:40:49(2)	00:15:49	14.906	69/61	14.776	00:40:00	07:14:29	
				5	10	14:52:45	15:02:22	00:09:37	14.771	53/60	14.775	00:49:37	08:56:02	
Total Riding Time: 08:56:02														
11	533	14.521	Dep.: 15:57:55	1	20	12:04:02	12:09:00	00:04:58	15.116	62/60	15.116	00:04:58	02:09:00	
ERIC MIRA					2	19	14:26:20	14:31:10	00:04:50	14.682	57/54	14.924	00:09:48	03:51:10
ZAWAD LA LOZE				8	3	16:22:28	16:27:31	00:05:03	13.360	62/64	14.536	00:14:51	05:07:31	
Lap / preceding :00:09:24				4	12	12:34:22	12:42:36	00:08:14	14.706	59/72	14.587	00:23:05	07:20:07	
				5	11	15:03:35	15:07:55	00:04:20	14.243	61/60	14.521	00:27:25	09:05:26	
Total Riding Time: 09:05:26														
NQ	534	LA		1	12	11:41:08	11:51:31(2)	00:10:23	17.486	48/48	17.486	00:10:23	01:51:31	
THIERRY BOYER					2	8	13:43:52	13:50:30	00:06:38	18.991	49/56	18.110	00:17:01	03:10:30
PENDJAB DES SEIGNES				13	3	15:24:35	15:32:42	00:08:07	16.399	54/54	17.689	00:25:08	04:12:42	
Lap / preceding :22:26:27				4	6	12:02:21	12:07:16	00:04:55	16.827	63/60	17.418	00:30:03	06:08:35	
				5	LA	14:05:38	14:10:34	00:04:56	18.007	0	17.527	00:34:59	07:31:53	
NQ	521	OT		1	13	11:41:05	11:51:38(2)	00:10:33	17.468	51/48	17.468	00:10:33	01:51:38	
HENRI BALLER					2	9	13:43:55	13:51:27	00:07:32	18.793	50/52	18.020	00:18:05	03:11:27
OKHTAR AL KETHEBE				11	3	15:26:25	15:34:43	00:08:18	16.122	64/58	17.549	00:26:23	04:14:43	
Lap / preceding :22:58:24				4	OT	12:02:22	12:28:58(2)	00:26:36	14.384	0	16.450	00:52:59	06:30:17	
NQ	528	RET		1	8	11:44:04	11:50:21	00:06:17	17.671	62/60	17.671	00:06:17	01:50:21	
ISABELLE LOUIS VILLAIN					2	14	13:55:57	14:02:04	00:06:07	16.355	47/52	17.074	00:12:24	03:22:04
VAYA DE MINUIT				7	3	15:45:51	15:52:09	00:06:18	14.554	60/60	16.425	00:18:42	04:32:09	
Lap / preceding :00:03:05				4	RET	12:23:31	12:31:13	00:07:42	16.087	63/70	16.321	00:26:24	06:33:22	
NQ	529	LA		1	10	11:45:44	11:50:36	00:04:52	17.631	53/60	17.631	00:04:52	01:50:36	
MARIE PIERRE PRADIE					2	5	13:41:23	13:46:05	00:04:42	19.872	43/54	18.540	00:09:34	03:06:05
KOHEILAN GERDA P				11	3	15:24:33	15:28:27	00:03:54	16.355	48/52	17.992	00:13:28	04:08:27	
Lap / preceding :23:29:59				4	LA	11:57:00	12:02:02	00:05:02	16.971	61/60	17.669	00:18:30	06:03:21	
NQ	540	LA		1	11	11:41:18	11:51:26	00:10:08	17.499	58/60	17.499	00:10:08	01:51:26	
JEAN PAUL DARQUIE					2	10	13:44:50	13:52:43	00:07:53	18.454	52/52	17.902	00:18:01	03:12:43
RAIDJA DES SERRES				11	3	15:26:28	15:34:31	00:08:03	16.505	62/64	17.563	00:26:04	04:14:31	
Lap / preceding :00:15:36				4	LA	12:02:25	12:17:38	00:15:13	15.671	60/60	16.942	00:41:17	06:18:57	
NQ	522	RET		1	5	11:41:17	11:47:04	00:05:47	18.213	62/60	18.213	00:05:47	01:47:04	
GHYSLAINE PAGE					2	13	13:55:58	14:02:01	00:06:03	15.798	48/56	17.078	00:11:50	03:22:01
AINHOA JORDI				7	3	RET	15:45:54	15:52:08	00:06:14	14.547	54/56	16.426	00:18:04	04:32:08
Lap / preceding :22:13:11														
NQ	525	LA		1	2	11:41:05	11:44:13	00:03:08	18.711	58/64	18.711	00:03:08	01:44:13	
EVELYNE BOUYE					2	1	13:36:51	13:40:19	00:03:28	19.711	0	19.133	00:06:36	03:00:19
QUADIX CHARRIERE				12	3	LA	15:18:04	15:21:37	00:03:33	16.640	42/56	18.500	00:10:09	04:01:37
Lap / preceding :23:29:29														
NQ	539	LA		1	15	11:45:28	11:57:17	00:11:49	16.626	53/56	16.626	00:11:49	01:57:17	
JACQUES ARCHEN					2	12	13:45:42	13:55:48	00:10:06	19.104	54/60	17.620	00:21:55	03:15:48
OGLA DE CHAUSSY				14	3	LA	15:29:43	15:41:05	00:11:22	15.624	62/64	17.121	00:33:17	04:21:05
Lap / preceding :00:19:28														
NQ	541	LA		1	4	11:41:01	11:46:32	00:05:31	18.304	64/60	18.304	00:05:31	01:46:32	
FREDERIC CARTERET					2	LA	13:39:20	13:45:21	00:06:01	19.032	45/54	18.613	00:11:32	03:05:21
RENOIR DE MONTEGUT				11										
Lap / preceding :22:44:16														

RANK	NUM.	AV. SPEED	NAT.	PHASE	RANK	ARRIVAL	IN TIME	RECOV. T.	PH. SPEED	BPM	AV. SPEED	TOTAL REC.	LAP/LEAD
NQ	527	LA		1	LA	11:43:45	11:53:53	00:10:08	17.123	63/60	17.123	00:10:08	01:53:53
GILBERT PISLOR													
SCHEIMS SHRANA			12										
Lap / preceding :22:48:32													
NQ	532	LA		1	LA	11:41:11	11:49:16	00:08:05	17.846	63/60	17.846	00:08:05	01:49:16
CLAUDE GRIFFOILLERE													
PAPYRUS DE LOZELLE			13										
Lap / preceding :23:55:23													
NQ	543	LA		1	LA	11:52:41	11:55:50	00:03:09	16.835	63	16.835	00:03:09	01:55:50
ALAIN PAUL													
UHELIAD D'ARMOR			8										
Lap / preceding :00:06:34													
NQ	523	LA PR											
PHILIPPE GAY													
SAHIB DE RABANEL			10										
Lap / preceding :22:04:10													

WD=Withdrawn, RET=Retired, DSQ=Disqualified, FNR=Finished not ranked, LA=Lame, MI=Minor injury, CI=Catastrophic injury, ME=Metabolic, ME-TR=Metabolic invasive treatment, OT=Out of time, FTC: Failed to complete

