



Individual Results

Final





























Monpazier - Monpazier (FRA) 29-08-2015 - CEI* 90km :86 Riders














RANK	NUM.	AV. SPEED	NAT.	PHASE	RANK	ARRIVAL	IN TIME	RECOV. T.	PH. SPEED	BPM	AV. SPEED	TOTAL REC.	LAP/LEAD
1	246	21.453		1	10	10:20:53	10:06:53	23:46:00	22.427	61/59	22.427	23:46:00	00:02:50
Hisham Saleh Mahmood AL FARSI													
PENCHAB SULLY													
- CEI* - ROYAL CAVALRY OF OMAN Total Riding Time: 03:50:44													
2	256	21.452		1	1	10:01:33	10:04:03	00:02:30	23.419	58/60	23.419	00:02:30	00:00:00
Saif Salem Mohd AL FARES!													
UNE DE MIEL													
Lap / preceding :00:00:01 Total Riding Time: 03:50:45													
- CEI* - M. AIME MAZOYER et M. THIERRY MAZOYER													
3	313	21.436		1	6	10:01:36	10:04:53	00:03:17	23.118	56/60	23.118	00:03:17	00:00:50
Julia MONTAGNE													
SB YAMM HAWA													
Lap / preceding :00:00:10 Total Riding Time: 03:50:55													
- CEI* - SARL LES ECURIES DU MAS DE BELLE													
4	250	20.586		1	4	10:01:37	10:04:47	00:03:10	23.154	58/60	23.154	00:03:10	00:00:44
Francisco Javier HERRERA CARMONA													
VENDOME GD 63 62													
Lap / preceding :00:09:32 Total Riding Time: 04:00:27													
- CEI* - FCO. JAVIER HERRERA VERA													
5	262	20.015		1	11	10:01:33	10:08:33	00:07:00	21.882	63/66	21.882	00:07:00	00:04:30
Alex AUBERTIN													
DUFAWAN													
Lap / preceding :00:06:52 Total Riding Time: 04:07:19													
- CEI* - AL SHAQAB (Member of Qatar Foundation)													
6	292	19.422		1	13	10:12:46	10:14:55	00:02:09	20.022	55/56	20.022	00:02:09	00:10:52
Laetitia GONCALVES													
MAIMA DE PIBOUL													
Lap / preceding :00:07:33 Total Riding Time: 04:14:52													
- CEI* - GILLES FLOTTES													
7	339	18.744		1	14	10:12:46	10:17:14	00:04:28	19.422	52/52	19.422	00:04:28	00:13:11
Enora BOULENGER													
VLAMILLA DE LAP													
Lap / preceding :00:09:13 Total Riding Time: 04:24:05													
- CEI* - M. Dominique BIOU													
8	308	18.597		1	16	10:12:05	10:18:56	00:06:51	19.003	64/68	19.003	00:06:51	00:14:53
May MANIFACIER													
UNISTOIRE DU FAUSSET													
Lap / preceding :00:02:05 Total Riding Time: 04:26:10													
- CEI* - MICHEL LARACINE													
9	293	17.824		1	18	10:12:53	10:21:04	00:08:11	18.503	63/60	18.503	00:08:11	00:17:01
Sandra HOUBERDON													
NABIL DE PAWI													
Lap / preceding :00:11:33 Total Riding Time: 04:37:43													
- CEI* - Mme Sandra EDEL													
10	276	17.807		1	35	10:24:51	10:31:13	00:06:22	16.444	62/64	16.444	00:06:22	00:27:10
Ghislain COUTRE													
TWOM KLAMOR													
Lap / preceding :00:00:16 Total Riding Time: 04:37:59													
- CEI* - M. Ghislain COUTRE													
11	325	17.751		1	26	10:20:44	10:25:10	00:04:26	17.613	59/60	17.613	00:04:26	00:21:07
Alice RAYNAL													
FIDJI DE FIGNOLS													
Lap / preceding :00:00:52 Total Riding Time: 04:38:51													
- CEI* - Mme Catherine HEILIGER MUNOZ													

WD=Withdrawn, RET=Retired, DSQ=Disqualified, FNR=Finished not ranked, LA=Lame, MI=Minor injury, CI=Catastrophic injury, ME=Metabolic, ME-TR=Metabolic invasive treatment, OT=Out of time, FTC=Failed to complete











RANK	NUM.	AV. SPEED	NAT.	PHASE	RANK	ARRIVAL	IN TIME	RECOV. T.	PH. SPEED	BPM	AV. SPEED	TOTAL REC.	LAP/LEAD
12	291	17.660		1	15	10:12:48	10:17:53	00:05:05	19.260	59/58	19.260	00:05:05	00:13:50
Philippe GAUBIN													
PHOEBUS DE LOLITA													
Lap / preceding :00:01:27													
- CEI* - MONSIEUR PHILIPPE GAUBIN													
												Total Riding Time: 04:40:18	
13	300	17.527		1	47	10:32:27	10:34:37	00:02:10	15.853	52/52	15.853	00:02:10	00:30:34
Florian ALBERT													
VOLVO EL QUIBI													
Lap / preceding :00:02:07													
- CEI* - Mme Corine BIANNIC													
												Total Riding Time: 04:42:25	
14	287	17.498		1	22	10:20:48	10:23:58	00:03:10	17.864	62/60	17.864	00:03:10	00:19:55
Laure FAUGERE													
FAVORI DU PIOCH													
Lap / preceding :00:00:28													
- CEI* - Mme Charlene BONNEAUDEAU													
												Total Riding Time: 04:42:53	
15	294	17.471		1	24	10:20:36	10:24:43	00:04:07	17.706	52/52	17.706	00:04:07	00:20:40
Delphine JOHNSON													
ZICK DE BOZOULS													
Lap / preceding :00:00:27													
- CEI* - E.A.R.L. MEZAGRI													
												Total Riding Time: 04:43:20	
16	341	16.990		1	40	10:29:14	10:33:03	00:03:49	16.120	61/60	16.120	00:03:49	00:29:00
Cecile TOTAÏN													
KOEILAN ZAFIR													
Lap / preceding :00:08:01													
- CEI* - UMM QARN													
												Total Riding Time: 04:51:21	
17	338	16.989		1	41	10:29:16	10:33:07	00:03:51	16.109	55/60	16.109	00:03:51	00:29:04
Maeva BERNEZ VIGNOLLE													
RAIHAN													
Lap / preceding :00:00:01													
- CEI* - Sheikh ABDULLAH BIN KHALIFA AL THANI													
												Total Riding Time: 04:51:22	
18	269	16.986		1	31	10:24:07	10:28:27	00:04:20	16.959	61/60	16.959	00:04:20	00:24:24
Lydie BORDERIE													
AINHOA INANA													
Lap / preceding :00:00:03													
- CEI* - S.C.E.A. AINHOA													
												Total Riding Time: 04:51:25	
19	234	16.645		1	28	10:24:18	10:27:21	00:03:03	17.172	62/64	17.172	00:03:03	00:23:18
Paul BARD													
DURANCE EN PROVENCE													
Lap / preceding :00:05:58													
- CEI* - CAROLINE LEROY													
												Total Riding Time: 04:57:23	
20	241	16.644		1	29	10:24:20	10:27:26	00:03:06	17.156	62/60	17.156	00:03:06	00:23:23
Catalina BASTONS													
RAYYAN LA LIZONNE													
Lap / preceding :00:00:01													
- CEI* - Mademoiselle Stéphanie PUNTOUS													
												Total Riding Time: 04:57:24	
21	336	16.580		1	30	10:26:17	10:27:32	00:01:15	17.136	55/56	17.136	00:01:15	00:23:29
Marion WASILEWSKI													
PISSIDE HIPOLYTE													
Lap / preceding :00:01:09													
- CEI* - Mme Carolin CHAZEL													
												Total Riding Time: 04:58:33	
22	284	16.579		1	27	10:20:37	10:26:01	00:05:24	17.438	64/64	17.438	00:05:24	00:21:58
Stephanie DOUMENGE													
RAVASZ													
Lap / preceding :00:00:01													
- CEI* - Liste Rouge													
												Total Riding Time: 04:58:34	
23	279	16.578		1	32	10:26:19	10:28:42	00:02:23	16.911	62/62	16.911	00:02:23	00:24:39
Beatrice DANIAU													
UMALIA D'OLT													
Lap / preceding :00:00:01													
- CEI* - Mme Beatrice DANIAU													
												Total Riding Time: 04:58:35	
24	281	16.577		1	25	10:20:37	10:24:47	00:04:10	17.692	62/60	17.692	00:04:10	00:20:44
JULIE LEPOT													
UNO FAGEOLE													
Lap / preceding :00:00:01													
- CEI* - SYLVIE FRAISSE													
												Total Riding Time: 04:58:36	

RANK	NUM.	AV. SPEED	NAT.	PHASE	RANK	ARRIVAL	IN TIME	RECOV. T.	PH. SPEED	BPM	AV. SPEED	TOTAL REC.	LAP/LEAD
25	242	16.576		1	37	10:28:07	10:31:56	00:03:49	16.316	58	16.316	00:03:49	00:27:53
Olivia ANTOINE				2	29	13:10:31	13:18:16	00:07:45	15.435	61/60	15.806	00:11:34	00:54:43
KEIRA DE PRESLE				3	25	15:28:37	15:40:59		18.668	54	16.576		01:07:53
Lap / preceding :00:00:01													
- CEI* - Robert Antoine												Total Riding Time: 04:58:37	
26	296	15.709		1	55	10:32:25	10:35:38	00:03:13	15.685	52/48	15.685	00:03:13	00:31:35
Sandrine LANCE				2	32	13:19:34	13:23:25	00:03:51	15.260	55/62	15.442	00:07:04	00:59:52
DIM				3	26	15:45:06	15:51:54		16.361	56/54	15.709		01:24:22
Lap / preceding :00:16:29													
- CEI* - JUMA'S TEAM SL												Total Riding Time: 05:15:06	
27	263	15.708		1	36	10:30:17	10:31:52	00:01:35	16.328	61/60	16.328	00:01:35	00:27:49
Marion BELLEIL				2	35	13:23:59	13:27:39	00:03:40	14.361	59/62	15.155	00:05:15	01:04:06
TEXANE DE KERVENO				3	27	15:45:07	15:49:08		17.149	64	15.708		01:24:23
Lap / preceding :00:00:01													
- CEI* - Melle Emmanuelle LACHEZE												Total Riding Time: 05:15:07	
28	327	15.694		1	34	10:28:05	10:30:52	00:02:47	16.508	62/64	16.508	00:02:47	00:26:49
Isee ROGLIARDO				2	31	13:17:08	13:20:26	00:03:18	15.050	60/60	15.651	00:06:05	00:56:53
PELGRIM DE BARREL				3	28	15:45:24	15:50:00		15.795	56/54	15.694		01:24:40
Lap / preceding :00:00:17													
- CEI* - MADAME CHRISTELL ALVES												Total Riding Time: 05:15:24	
29	337	15.694		1	48	10:29:56	10:34:58	00:05:02	15.795	60/60	15.795	00:05:02	00:30:55
ALEXANDRE GAY				2	34	13:17:01	13:25:33	00:08:32	14.933	60/64	15.296	00:13:34	01:02:00
SOCKET TO ME ZELL				3	29	15:45:25	15:56:43		16.691	53	15.694		01:24:41
Lap / preceding :00:00:01													
- CEI* -												Total Riding Time: 05:15:25	
30	332	15.693		1	43	10:28:04	10:33:38	00:05:34	16.020	59	16.020	00:05:34	00:29:35
Melody THEOLISSAT				2	33	13:17:07	13:24:22	00:07:15	14.916	56/62	15.377	00:12:49	01:00:49
TOTEM DE KERLI				3	30	15:45:26	15:52:55		16.472	64	15.693		01:24:42
Lap / preceding :00:00:01													
- CEI* - E.A.R.L. GARCIN												Total Riding Time: 05:15:26	
31	253	15.672		1	38	10:24:53	10:31:59	00:07:06	16.307	62/60	16.307	00:07:06	00:27:56
Juan Carlos RUIZ DE VILLA FERNANDEZ				2	30	13:12:37	13:19:58	00:07:21	15.236	61/60	15.684	00:14:27	00:56:25
SAIK RDV				3	31	15:45:51	15:54:41		15.644	58	15.672		01:25:07
Lap / preceding :00:00:25													
- CEI* - J. CARLOS RUIZ DE VILLA FERNANDEZ												Total Riding Time: 05:15:51	
32	285	15.593		1	45	10:30:20	10:34:28	00:04:08	15.879	66/60	15.879	00:04:08	00:30:25
Leonie DUVERT				2	37	13:24:08	13:29:04	00:04:56	14.487	62	15.061	00:09:04	01:05:31
RADJA DE LIS				3	32	15:47:27	15:56:29		16.972	64/50	15.593		01:26:43
Lap / preceding :00:01:36													
- CEI* - Mme Maryse BIRSENS-LEGROS												Total Riding Time: 05:17:27	
33	288	15.466		1	59	10:32:31	10:36:10	00:03:39	15.598	64/60	15.598	00:03:39	00:32:07
Karine FERAL				2	36	13:19:34	13:28:48	00:09:14	14.702	64/64	15.079	00:12:53	01:05:15
UGO DE JASS				3	33	15:50:04	15:59:57		16.435	60	15.466		01:29:20
Lap / preceding :00:02:37													
- CEI* - M. Marc CANTAYRE												Total Riding Time: 05:20:04	
34	312	15.465		1	60	10:32:45	10:36:18	00:03:33	15.576	49/62	15.576	00:03:33	00:32:15
Sébastien MIERMONT				2	51	13:25:20	13:31:26	00:06:06	14.430	47/48	14.907	00:09:39	01:07:53
BADRA D'AIZA				3	34	15:50:05	15:58:06		16.921	56	15.465		01:29:21
Lap / preceding :00:00:01													
- CEI* - Monsieur Sébastien MIERMONT												Total Riding Time: 05:20:05	
35	317	15.463		1	72	10:32:32	10:37:42	00:05:10	15.353	48	15.353	00:05:10	00:33:39
Morgane PAYEN				2	48	13:25:22	13:30:49	00:05:27	14.649	60/57	14.947	00:10:37	01:07:16
SABA DU FONPEYROL				3	35	15:50:07	15:57:19		16.797	52	15.463		01:29:23
Lap / preceding :00:00:02													
- CEI* - Docteur Veterinaire Dominique Gilberte PAYEN												Total Riding Time: 05:20:07	
36	301	15.462		1	48	10:30:16	10:34:58	00:04:42	15.795	53/56	15.795	00:04:42	00:30:55
Claire LE DEUFF				2	42	13:19:35	13:29:34	00:09:59	14.487	53/60	15.028	00:14:41	01:06:01
UBOSPHORE LESCOULEY				3	36	15:50:08	16:00:51		16.562	46	15.462		01:29:24
Lap / preceding :00:00:01													
- CEI* - M. Boris LALANNE												Total Riding Time: 05:20:08	
37	286	15.375		1	74	10:30:17	10:37:51	00:07:34	15.330	58	15.330	00:07:34	00:33:48
Marie Elyse FAIVRE				2	60	13:24:00	13:39:28	00:15:28	13.770	52/48	14.407	00:23:02	01:15:55
SORAYA DE BRIERA				3	37	15:51:57	16:07:52		18.186	54/48	15.375		01:31:13
Lap / preceding :00:01:49													
- CEI* - Mme Marie-elyse FAIVRE												Total Riding Time: 05:21:57	

RANK	NUM.	AV. SPEED	NAT.	PHASE	RANK	ARRIVAL	IN TIME	RECOV. T.	PH. SPEED	BPM	AV. SPEED	TOTAL REC.	LAP/LEAD
38	259	15.225		1	76	10:31:39	10:38:19	00:06:40	15.257	60	15.257	00:06:40	00:34:16
Rachel ALMERAS				2	45	13:24:04	13:30:34	00:06:30	14.745	63/60	14.963	00:13:10	01:07:01
TWISKA DU CADE				3	38	15:55:08	16:01:10		15.862	60	15.225		01:34:24
Lap / preceding :00:03:11													
- CEI* - JACK CHALLIER												Total Riding Time: 05:25:08	
39	331	15.185		1	81	10:44:48	10:47:42	00:02:54	13.928	57/52	13.928	00:02:54	00:43:39
JULES ZARAGOZA				2	64	13:39:40	13:43:19	00:03:39	14.379	55/54	14.179	00:06:33	01:19:46
SHAM ELFIK				3	39	15:55:59	16:05:48		18.145	46	15.185		01:35:15
Lap / preceding :00:00:51													
- CEI* - ESTELLE LAURENT												Total Riding Time: 05:25:59	
40	283	15.183		1	82	10:44:50	10:47:45	00:02:55	13.921	52	13.921	00:02:55	00:43:42
Achille DONNAIS				2	65	13:39:40	13:43:20	00:03:40	14.382	43/48	14.178	00:06:35	01:19:47
AZHORR				3	40	15:56:01	16:05:47		18.142	45	15.183		01:35:17
Lap / preceding :00:00:02													
- CEI* - E.A.R.L. ARAB'ENDURANCE												Total Riding Time: 05:26:01	
41	299	15.170		1	73	10:33:37	10:37:49	00:04:12	15.335	45/48	15.335	00:04:12	00:33:46
Milca LE BERRE				2	38	13:24:07	13:29:15	00:05:08	14.836	53/58	15.049	00:09:20	01:05:42
STARNIGHT				3	41	15:56:18	16:11:09		15.456	62	15.170		01:35:34
Lap / preceding :00:00:17													
- CEI* - M. Denis GACON												Total Riding Time: 05:26:18	
42	335	15.105		1	61	10:32:48	10:36:40	00:03:52	15.517	55/58	15.517	00:03:52	00:32:37
Marine VIAL				2	53	13:25:17	13:34:15	00:08:58	14.173	63/60	14.728	00:12:50	01:10:42
ZAMBIE DE BOZOULS				3	42	15:57:43	16:18:44		16.049	63	15.105		01:36:59
Lap / preceding :00:01:25													
- CEI* - E.A.R.L. MEZAGRI												Total Riding Time: 05:27:43	
43	289	14.790		1	80	10:32:26	10:40:30	00:08:04	14.925	50/48	14.925	00:08:04	00:36:27
Annie FRECHIN				2	63	13:34:16	13:41:26	00:07:10	13.836	55/54	14.290	00:15:14	01:17:53
NEGO				3	43	16:04:41	16:15:52		16.086	54	14.790		01:43:57
Lap / preceding :00:06:58													
- CEI* - Mme Annie FRECHIN												Total Riding Time: 05:34:41	
44	247	14.707		1	58	10:32:36	10:35:50	00:03:14	15.652	50/58	15.652	00:03:14	00:31:47
Ibon ALBERDI SANCHEZ				2	54	13:28:41	13:36:02	00:07:21	13.909	58/42	14.617	00:10:35	01:12:29
KAT BIRLE ABHA				3	44	16:06:34	16:17:54		14.920	48/46	14.707		01:45:50
Lap / preceding :00:01:53													
- CEI* - JON ALBERDI AYESTA												Total Riding Time: 05:36:34	
45	248	14.707		1	57	10:32:36	10:35:46	00:03:10	15.663	59	15.663	00:03:10	00:31:43
Libe AMILIBIA GARAIZABAI				2	55	13:28:44	13:36:04	00:07:20	13.899	54/60	14.615	00:10:30	01:12:31
KAT CAM SHABA				3	45	16:06:35	16:17:48		14.923	57/54	14.707		01:45:51
Lap / preceding :00:00:01													
- CEI* - JON ALBERDI AYESTA												Total Riding Time: 05:36:35	
46	267	14.640		1	63	10:30:49	10:37:03	00:06:14	15.456	50	15.456	00:06:14	00:33:00
Kenza BETTENFELD				2	39	13:19:20	13:29:19	00:09:59	14.743	39/48	15.045	00:16:13	01:05:46
AL HFIFA ZAFIRA				3	46	16:08:07	16:15:00		13.787	52	14.640		01:47:23
Lap / preceding :00:01:32													
- CEI* - AL AASFA OVERSEAS LTD.												Total Riding Time: 05:38:07	
47	272	14.639		1	62	10:30:51	10:36:56	00:06:05	15.475	46/48	15.475	00:06:05	00:32:53
Manon CAPITAINE				2	43	13:19:23	13:29:40	00:10:17	14.691	41/48	15.022	00:16:22	01:06:07
VALAB DE MESCAM				3	47	16:08:08	16:13:40		13.829	51	14.639		01:47:24
Lap / preceding :00:00:01													
- CEI* - AL AASFA OVERSEAS, LTD C/O MOSSACK FONSECA & CO, LT												Total Riding Time: 05:38:08	
48	309	14.638		1	66	10:30:50	10:37:14	00:06:24	15.427	62	15.427	00:06:24	00:33:11
Toscane MARIE				2	46	13:19:20	13:30:41	00:11:21	14.612	49	14.956	00:17:45	01:07:08
VIKITIKITAVI D'SALLAZ				3	48	16:08:09	16:15:37		13.958	45/48	14.638		01:47:25
Lap / preceding :00:00:01													
- CEI* - Mme Nathalie MICHEL												Total Riding Time: 05:38:09	
49	310	14.638		1	64	10:30:52	10:37:07	00:06:15	15.445	49	15.445	00:06:15	00:33:04
Morgane MARIE				2	44	13:19:21	13:30:21	00:11:00	14.636	51	14.977	00:17:15	01:06:48
REVOLTE GRAVE				3	49	16:08:10	16:19:07		13.913	52	14.638		01:47:26
Lap / preceding :00:00:01													
- CEI* - AL AASFA OVERSEAS LTD.												Total Riding Time: 05:38:10	
50	265	14.637		1	68	10:30:53	10:37:18	00:06:25	15.416	55	15.416	00:06:25	00:33:15
Camille BETHOUART				2	40	13:19:21	13:29:23	00:10:02	14.763	55/60	15.040	00:16:27	01:05:50
BELIK AL MOUNIRA				3	50	16:08:11	16:19:02		13.787	62	14.637		01:47:27
Lap / preceding :00:00:01													
- CEI* - Liste Rouge												Total Riding Time: 05:38:11	

RANK	NUM.	AV. SPEED	NAT.	PHASE	RANK	ARRIVAL	IN TIME	RECOV. T.	PH. SPEED	BPM	AV. SPEED	TOTAL REC.	LAP/LEAD
51	320	14.636		1	69	10:30:51	10:37:24	00:06:33	15.400	47/52	15.400	00:06:33	00:33:21
Elise PILLANT				2	50	13:19:25	13:30:55	00:11:30	14.605	59/60	14.940	00:18:03	01:07:22
VIREVOLTE DE COEUR				3	51	16:08:12	16:16:12		13.982	49	14.636		01:47:28
Lap / preceding :00:00:01													
- CEI* - JUMA'S TEAM SL				Total Riding Time: 05:38:12									
52	266	14.636		1	67	10:30:55	10:37:15	00:06:20	15.424	49/54	15.424	00:06:20	00:33:12
Samuel BETTENFELD				2	40	13:19:26	13:29:23	00:09:57	14.758	59/64	15.040	00:16:17	01:05:50
VAYAM DE SOMMANT				3	52	16:08:13	16:14:49		13.783	47	14.636		01:47:29
Lap / preceding :00:00:01													
- CEI* - AL AASFA OVERSEAS LTD.				Total Riding Time: 05:38:13									
53	303	14.633		1	65	10:30:52	10:37:10	00:06:18	15.437	51	15.437	00:06:18	00:33:07
Rodrigue LHOTELIN				2	47	13:19:22	13:30:46	00:11:24	14.596	58/64	14.950	00:17:42	01:07:13
JM ANGELINA				3	53	16:08:16	16:19:11		13.954	48	14.633		01:47:32
Lap / preceding :00:00:03													
- CEI* - JUMA'S TEAM SL				Total Riding Time: 05:38:16									
54	334	14.631		1	56	10:29:17	10:35:42	00:06:25	15.674	61	15.674	00:06:25	00:31:39
Amelie VAN DE WOESTYNE				2	61	13:25:20	13:39:50	00:14:30	13.529	62/60	14.385	00:20:55	01:16:17
REVIEW DE SOMMANT				3	54	16:08:20	16:27:26		15.228	63	14.631		01:47:36
Lap / preceding :00:00:04													
- CEI* - Melle Noemie VAN DE WOESTYNE				Total Riding Time: 05:38:20									
55	304	14.567		1	83	11:01:13	11:04:40	00:03:27	12.032	0	12.032	00:03:27	01:00:37
Alix LONG				2	68	13:50:16	13:54:18	00:04:02	15.042	54/60	13.567	00:07:29	01:30:45
ZEINA BINT ZAPHIRA				3	55	16:09:48	16:18:43		17.544	51	14.567		01:49:04
Lap / preceding :00:01:28													
- CEI* - Madame ELISA SIMON				Total Riding Time: 05:39:48									
56	255	14.399		1	53	10:24:49	10:35:28	00:10:39	15.712	44/48	15.712	00:10:39	00:31:25
Marc PLACES				2	56	13:23:52	13:37:41	00:13:49	13.712	50/48	14.515	00:24:28	01:14:08
VAALE DU PONCELET				3	56	16:13:47	16:28:58		14.138	49	14.399		01:53:03
Lap / preceding :00:03:59													
- CEI* - AL AASFA OVERSEAS LTD				Total Riding Time: 05:43:47									
57	321	14.397		1	54	10:24:51	10:35:35	00:10:44	15.693	56	15.693	00:10:44	00:31:32
Claude PLACES				2	56	13:24:05	13:37:41	00:13:36	13.723	60	14.515	00:24:20	01:14:08
VICKY DU PONCELET				3	57	16:13:49	16:29:23		14.133	60/54	14.397		01:53:05
Lap / preceding :00:00:02													
- CEI* - AL AASFA OVERSEAS LTD				Total Riding Time: 05:43:49									
58	318	14.397		1	51	10:24:51	10:35:22	00:10:31	15.729	51/48	15.729	00:10:31	00:31:19
Manon PERRUCHON				2	58	13:24:06	13:37:49	00:13:43	13.689	45/48	14.507	00:24:14	01:14:16
UNESCO CHARBONNIERE				3	58	16:13:50	16:29:06		14.149	50	14.397		01:53:06
Lap / preceding :00:00:01													
- CEI* - AL AASFA OVERSEAS LTD				Total Riding Time: 05:43:50									
59	305	14.244		1	78	10:32:28	10:39:22	00:06:54	15.096	55/50	15.096	00:06:54	00:35:19
Cindy MACHADO				2	66	13:36:02	13:45:37	00:09:35	13.333	63/60	14.046	00:16:29	01:22:04
TWIX DU VALLOIS				3	59	16:17:31	16:34:53		14.720	57	14.244		01:56:47
Lap / preceding :00:03:41													
- CEI* - Mme Francoise LAVITRY				Total Riding Time: 05:47:31									
60	319	14.082		1	75	10:32:27	10:38:10	00:05:43	15.280	44/48	15.280	00:05:43	00:34:07
Margaux PICARD				2	62	13:24:06	13:41:15	00:17:09	13.628	64	14.301	00:22:52	01:17:42
BELOUGA KICKUP				3	60	16:21:31	16:42:54		13.603	62	14.082		02:00:47
Lap / preceding :00:04:00													
- CEI* - Mme Nathalie RELHIE				Total Riding Time: 05:51:31									
61	328	14.081		1	77	10:32:35	10:39:10	00:06:35	15.126	51/60	15.126	00:06:35	00:35:07
Carla ROSELL				2	67	13:36:53	13:49:14	00:12:21	12.994	54/52	13.842	00:18:56	01:25:41
QWAYAT AL LANDAS				3	61	16:21:32	16:36:57		14.663	48/48	14.081		02:00:48
Lap / preceding :00:00:01													
- CEI* - M. Francois ROSELL				Total Riding Time: 05:51:32									
62	244	13.893		1	70	10:31:38	10:37:38	00:06:00	15.364	50	15.364	00:06:00	00:33:35
Yaqoob Anwar Mohd Al NASERALLAH				2	52	13:24:05	13:31:39	00:07:34	14.550	54/60	14.893	00:13:34	01:08:06
MASSOUD D'ARDENE				3	62	16:26:18	16:32:05		12.034	62	13.893		02:05:34
Lap / preceding :00:04:46													
- CEI* - JEAN-YVES NARDIN				Total Riding Time: 05:56:18									
63	258	13.892		1	71	10:31:33	10:37:39	00:06:06	15.361	64/64	15.361	00:06:06	00:33:36
Musab Saleh Al MARZOUQI				2	49	13:24:08	13:30:53	00:06:45	14.636	59/60	14.943	00:12:51	01:07:20
VAL BLUE D'ARMAGNAC				3	63	16:26:19	16:32:18		11.959	55/56	13.892		02:05:35
Lap / preceding :00:00:01													
- CEI* - M. Pierre-marie MORVAN				Total Riding Time: 05:56:19									

RANK	NUM.	AV. SPEED	NAT.	PHASE	RANK	ARRIVAL	IN TIME	RECOV. T.	PH. SPEED	BPM	AV. SPEED	TOTAL REC.	LAP/LEAD
NQ	245	LA		1	8	10:02:53	10:06:51	00:03:58	22.438	64/68	22.438	00:03:58	00:02:48
Faisal AL FARSI													
BARUTA													
Lap / preceding :21:54:24													
- CEI* - Royal Cavalry													
NQ	260	LA		1	20	10:15:10	10:22:36	00:07:26	18.160	62/60	18.160	00:07:26	00:18:33
Patrick ALSENE													
THAMZIA LESCOULEY													
Lap / preceding :00:52:40													
- CEI* - M. Patrick ALSENE													
NQ	307	ME		1	23	10:20:49	10:24:17	00:03:28	17.797	59/56	17.797	00:03:28	00:20:14
Louise MALLARD													
QUEZ AKO													
Lap / preceding :00:06:07													
- CEI* - Monsieur PATRICK ALSENE													
NQ	311	LA		1	52	10:24:51	10:35:26	00:10:35	15.718	61	15.718	00:10:35	00:31:23
Arnaud MAURO													
KEEN PONE													
Lap / preceding :00:54:21													
- CEI* - SHEIKH MOHAMMED BIN RASHID AL MAKTOUM													
NQ	333	LA		1	5	10:01:35	10:04:50	00:03:15	23.136	50/60	23.136	00:03:15	00:00:47
Philippe TOMAS													
SAFWANE EL JAWAHIR													
Lap / preceding :22:10:44													
- CEI* - M. Claude ROBERT													
NQ	240	LA		1	42	10:29:15	10:33:18	00:04:03	16.077	57/62	16.077	00:04:03	00:29:15
Jakob BARON VON PLESSEN													
LOUSTIK DU LOUP													
Lap / preceding :23:39:35													
- CEI* - ALEX LUQUE													
NQ	249	LA		1	19	10:12:33	10:21:24	00:08:51	18.428	57/56	18.428	00:08:51	00:17:21
Pau GUILLAMON COLOMINAS													
DAHES													
Lap / preceding :23:56:43													
- CEI* - ANNA FELIU BACIANA													
NQ	251	LA		1	1	10:01:36	10:04:03	00:02:27	23.419	60/60	23.419	00:02:27	00:00:00
Ingrid JORDANA CAINZOS													
LAGOON DES AUBUS													
Lap / preceding :23:12:30													
- CEI* - JORDI ARBOIX													
NQ	252	LA		1	12	10:01:36	10:10:42	00:09:06	21.216	56/60	21.216	00:09:06	00:06:39
Carlos PACHECO PEREZ													
ZAPHIRE BEJ													
Lap / preceding :00:13:54													
- CEI* - CARLES PACHECO PEREZ													
NQ	257	LA		1	3	10:01:38	10:04:38	00:03:00	23.208	62/60	23.208	00:03:00	00:00:35
Sultan Ahmed Al BLOUSHI													
DIANA													
Lap / preceding :23:46:56													
- CEI* - Soc. Agricola S. Pedro, Lda													
NQ	268	LA		1	46	10:28:09	10:34:34	00:06:25	15.862	62/60	15.862	00:06:25	00:30:31
Aurelie BORDENAVE													
AINHOA ALONSI													
Lap / preceding :01:06:26													
- CEI* - S.C.E.A. AINHOA													
NQ	271	LA		1	39	10:28:07	10:32:01	00:03:54	16.301	56	16.301	00:03:54	00:27:58
Camille BUMAT													
UBAKA LARZAC													
Lap / preceding :23:51:17													
- CEI* - Mme Christele DEROSCH													
NQ	274	ME		1	9	10:00:40	10:06:52	00:06:12	22.433	62/60	22.433	00:06:12	00:02:49
Aurelie CIARAVOLA													
WARDA DE TENSONNIVES													
Lap / preceding :23:13:43													
- CEI* - M. BELKACEM BENAMAR - M. FREDERIC BENAMAR													

RANK	NUM.	AV. SPEED	NAT.	PHASE	RANK	ARRIVAL	IN TIME	RECOV. T.	PH. SPEED	BPM	AV. SPEED	TOTAL REC.	LAP/LEAD
NQ	277	LA		1	33	10:20:51	10:29:18	00:08:27	16.797	61/64	16.797	00:08:27	00:25:15
Thomas CRISNAIRE				2	LA	13:05:48	13:17:18	00:11:30	15.234	0	15.877	00:19:57	00:53:45
TOPAZE DE MELS													
Lap / preceding :00:41:39													
- CEI* - MICHELE VIGUIE													
NQ	290	LA		1	17	10:12:24	10:19:17	00:06:53	18.919	63/56	18.919	00:06:53	00:15:14
Paul GALLARD				2	LA	12:46:32	13:00:16	00:13:44	16.118	63/60	17.227	00:20:37	00:36:43
ULSAN DU PECH													
Lap / preceding :23:42:58													
- CEI* - M. Paul GALLARD													
NQ	295	RET		1	21	10:15:06	10:23:42	00:08:36	17.921	61/60	17.921	00:08:36	00:19:39
Sebastien LACOUR				2	RET	12:59:38	13:09:31	00:09:53	15.499	62/60	16.466	00:18:29	00:45:58
QUIVIVE DE CROUZ													
Lap / preceding :00:09:15													
- CEI* - Monsieur SEBASTIEN LACOUR													
NQ	306	ME		1	79	10:32:25	10:39:56	00:07:31	15.010	53/64	15.010	00:07:31	00:35:53
Anais MADAMOUR				2	ME	13:23:59	13:45:29	00:21:30	13.398	0	14.054	00:29:01	01:21:56
TAZZ DU BERNADOU													
Lap / preceding :00:35:58													
- CEI* - EMILIE ROURE													
NQ	314	LA		1	50	10:30:46	10:35:09	00:04:23	15.765	60/60	15.765	00:04:23	00:31:06
Julien MONTENON				2	LA	13:16:51	13:25:26	00:08:35	14.967	0	15.304	00:12:58	01:01:53
UGOLIQUE DE LAP													
Lap / preceding :23:39:57													
- CEI* - DOMINIQUE BIOU													
NQ	316	LA		1	44	10:28:03	10:33:40	00:05:37	16.014	63/64	16.014	00:05:37	00:29:37
Nicolas BALLARIN				2	LA	13:17:07	13:22:29	00:05:22	15.138	0	15.507	00:10:59	00:58:56
MORO TORCAZ													
Lap / preceding :23:57:03													
- CEI* - AVRIL JOAN BRAY													
NQ	322	LA		1	7	10:03:56	10:06:49	00:02:53	22.449	63/64	22.449	00:02:53	00:02:46
Yousef Ahmed AL BLOUSHI				2	LA	12:21:02	12:24:13	00:03:11	20.021	0	21.009	00:06:04	00:00:40
ULTI DU REAL													
Lap / preceding :23:01:44													
- CEI* - Nad Al Sheba Stables													
NQ	243	LA		1	LA	10:32:25	10:38:06	00:05:41	15.291	57/60	15.291	00:05:41	00:34:03
Dhari AL MUTAIRI													
AL CHEIKH													
Lap / preceding :22:53:53													
- CEI* - Liste Rouge													
NQ	324	LA		1	LA	10:20:35	10:24:51	00:04:16	17.678	63/64	17.678	00:04:16	00:20:48
Sylvain PONT													
UZIE EL FAYAD													
Lap / preceding :23:46:45													
- CEI* - M. Cedric AMAYON													
NQ	340	LA		1	LA	10:00:20	10:10:02	00:09:42	21.418	0	21.418	00:09:42	00:05:59
Francis ORDOQUI													
TRESAU DEU BANIQU													
Lap / preceding :23:45:11													
- CEI* - MARIE-CHRISTIANE LABACHOT													

WD=Withdrawn, RET=Retired, DSQ=Disqualified, FNR=Finished not ranked, LA=Lame, MI=Minor injury, CI=Catastrophic injury, ME=Metabolic, ME-TR=Metabolic invasive treatment, OT=Out of time, FTC: Failed to complete

