



Individual Results

Phase 2













NEGRELISSE - Negrepelisse (FRA) 27-09-2015 - CEI* 90km :42 Riders

RANK	NUM.	AV. SPEED	NAT.	PHASE	RANK	ARRIVAL	IN TIME	RECOV. T.	PH. SPEED	BPM	AV. SPEED	TOTAL REC.	LAP/LEAD
1	209	21.232	Dep. : 12:33:41	1	2	09:36:34	09:40:07	00:03:33	20.376	62	20.376	00:03:33	00:00:37
ISABELLE BROUARD				2	1	11:39:44	11:43:41	00:03:57	22.258	64/64	21.232	00:07:30	00:00:00
AZIM DU FLORIVAL			13										
- CEI* - QATAR FOUNDATION AL SHAQA												Total Riding Time: 03:03:41	
2	245	21.108	Dep. : 12:34:46	1	1	09:36:31	09:39:30	00:02:59	20.503	64/60	20.503	00:02:59	00:00:00
PAUL VANDEKERCKHOVE				2	2	11:38:56	11:44:46	00:05:50	21.814	62/58	21.108	00:08:49	00:01:05
TROICA DU SAUVETERRE			8										
Lap / preceding :00:01:05												Total Riding Time: 03:04:46	
- CEI* - VANDEKERCKHOVE GUILLAUME												Total Riding Time: 03:04:46	
3	241	20.772	Dep. : 12:37:45	1	5	09:36:34	09:41:21	00:04:47	20.128	64/62	20.128	00:04:47	00:01:51
AUDREY PLANCHON				2	3	11:39:45	11:47:45	00:08:00	21.528	61/52	20.772	00:12:47	00:04:04
INCH'ALLAH DU BOURG			9										
Lap / preceding :00:02:59												Total Riding Time: 03:07:45	
- CEI* - LISTE ROUGE												Total Riding Time: 03:07:45	
4	224	20.490	Dep. : 12:40:20	1	3	09:36:29	09:41:01	00:04:32	20.195	62/60	20.195	00:04:32	00:01:31
STEPHANE FLEURY				2	4	11:39:44	11:50:20	00:10:36	20.825	56/56	20.490	00:15:08	00:06:39
DR PEPPER			9										
Lap / preceding :00:02:35												Total Riding Time: 03:10:20	
- CEI* -												Total Riding Time: 03:10:20	
5	250	20.253	Dep. : 12:42:34	1	7	09:36:26	09:43:23	00:06:57	19.732	64/64	19.732	00:06:57	00:03:53
NASSER JUMAH JASSIM AL MOHANNADI				2	5	11:42:02	11:52:34	00:10:32	20.856	64/64	20.253	00:17:29	00:08:53
DUFAWAN													
Lap / preceding :00:02:14												Total Riding Time: 03:12:34	
- CEI* - AL SHAQAB (Member of Qatar Foundation)												Total Riding Time: 03:12:34	
6	243	20.197	Dep. : 12:43:06	1	8	09:36:21	09:43:29	00:07:08	19.713	64/64	19.713	00:07:08	00:03:59
ALIZEE SAIGNIE				2	6	11:42:01	11:53:06	00:11:05	20.755	62/60	20.197	00:18:13	00:09:25
QUETIB EL KABYLE			11										
Lap / preceding :00:00:32												Total Riding Time: 03:13:06	
- CEI* - SAIGNIE PHILIPPE												Total Riding Time: 03:13:06	
7	210	18.680	Dep. : 12:58:47	1	11	09:36:29	09:52:39	00:16:10	18.109	53	18.109	00:16:10	00:13:09
MARTA BRUNELIN				2	7	11:59:30	12:08:47	00:09:17	19.348	60	18.680	00:25:27	00:25:06
NAOS DU PESQUIER			14										
Lap / preceding :00:15:41												Total Riding Time: 03:28:47	
- CEI* - DARNAUD BERNARD												Total Riding Time: 03:28:47	
8	218	18.437	Dep. : 13:01:32	1	9	09:49:30	09:52:15	00:02:45	18.174	60/60	18.174	00:02:45	00:12:45
AURELIE DEVELAY				2	8	12:07:57	12:11:32	00:03:35	18.734	58	18.437	00:06:20	00:27:51
TENERE DE NORVAVRE			8										
Lap / preceding :00:02:45												Total Riding Time: 03:31:32	
- CEI* - SINTIER PATRICK												Total Riding Time: 03:31:32	
9	203	18.406	Dep. : 13:01:53	1	10	09:49:29	09:52:23	00:02:54	18.152	63/60	18.152	00:02:54	00:12:53
KENZA BETTENFELD				2	9	12:07:59	12:11:53	00:03:54	18.694	64	18.406	00:06:48	00:28:12
RUM WADI DE SOMMANT			10										
Lap / preceding :00:00:21												Total Riding Time: 03:31:53	
- CEI* - BOCQUET JEAN-NOEL												Total Riding Time: 03:31:53	
10	246	18.199	Dep. : 13:04:18	1	15	09:52:58	09:55:07	00:02:09	17.721	62	17.721	00:02:09	00:15:37
LINDA VAUTE				2	10	12:11:11	12:14:18	00:03:07	18.753	62	18.199	00:05:16	00:30:37
VALERIANE D'AX			6										
Lap / preceding :00:02:25												Total Riding Time: 03:34:18	
- CEI* - DU LAC JEAN												Total Riding Time: 03:34:18	
11	222	18.140	Dep. : 13:05:00	1	12	09:49:32	09:53:01	00:03:29	18.050	64/60	18.050	00:03:29	00:13:31
LAURE FAUGERE				2	11	12:09:09	12:15:00	00:05:51	18.238	62/60	18.140	00:09:20	00:31:19
TARBOUL DE LUC			8										
Lap / preceding :00:00:42												Total Riding Time: 03:35:00	
- CEI* - GIRALDI CHRISTOPHE												Total Riding Time: 03:35:00	

WD=Withdrawn, RET=Retired, DSQ=Disqualified, FNR=Finished not ranked, LA=Lame, MI=Minor injury, CI=Catastrophic injury, ME=Metabolic, ME-TR=Metabolic invasive treatment, OT=Out of time, FTC=Failed to complete

RANK	NUM.	AV. SPEED	NAT.	PHASE	RANK	ARRIVAL	IN TIME	RECOV. T.	PH. SPEED	BPM	AV. SPEED	TOTAL REC.	LAP/LEAD
12	213	18.135	Dep.: 13:05:03	1	13	09:49:32	09:53:04	00:03:32	18.042	64/68	18.042	00:03:32	00:13:34
THOMAS CRISNAIRE				2	12	12:09:09	12:15:03	00:05:54	18.238	64/56	18.135	00:09:26	00:31:22
SALIMA AL MELS				9									
Lap / preceding :00:00:03													
- CEI* - VIGUIE MICHELE				Total Riding Time: 03:35:03									
13	205	17.916	Dep.: 13:07:41	1	16	09:52:57	09:55:13	00:02:16	17.706	62/60	17.706	00:02:16	00:15:43
ENORA BOULENGER				2	13	12:11:13	12:17:41	00:06:28	18.152	60/60	17.916	00:08:44	00:34:00
RAMAYANA DE CENDRE				10									
Lap / preceding :00:02:38													
- CEI* - CENDRE ECURIE DE				Total Riding Time: 03:37:41									
14	251	15.830	Dep.: 13:36:22	1	24	10:11:53	10:14:22	00:02:29	15.182	61/60	15.182	00:02:29	00:34:52
Josu BIRIXINAGA				2	14	12:44:20	12:46:22	00:02:02	16.607	62/64	15.830	00:04:31	01:02:41
KAT FERROLANA II													
Lap / preceding :00:28:41													
- CEI* - JON ALBERDI AYESTA				Total Riding Time: 04:06:22									
15	236	15.767	Dep.: 13:37:21	1	23	10:11:52	10:14:04	00:02:12	15.216	64/62	15.216	00:02:12	00:34:34
JULIEN LAFAURE				2	15	12:44:19	12:47:21	00:03:02	16.419	64	15.767	00:05:14	01:03:40
UPAL CABIRAT				7									
Lap / preceding :00:00:59													
- CEI* - LAFAURE JEAN-NOEL				Total Riding Time: 04:07:21									
16	211	15.764	Dep.: 13:37:24	1	22	10:11:49	10:14:00	00:02:11	15.224	60/60	15.224	00:02:11	00:34:30
JENNIFER CARTIER				2	16	12:44:21	12:47:24	00:03:03	16.402	56/58	15.764	00:05:14	01:03:43
URANIE CABIRAT				7									
Lap / preceding :00:00:03													
- CEI* - LAFAURE JEAN-NOEL				Total Riding Time: 04:07:24									
17	215	15.757	Dep.: 13:37:31	1	17	10:03:28	10:07:25	00:03:57	16.010	60/50	16.010	00:03:57	00:27:55
EMMANUELLE DAVID				2	17	12:41:24	12:47:31	00:06:07	15.487	64/60	15.757	00:10:04	01:03:50
NICHAM D'AUTAN				11									
Lap / preceding :00:00:07													
- CEI* - DAVID EMMANUELLE				Total Riding Time: 04:07:31									
18	252	15.693	Dep.: 13:38:31	1	26	10:11:52	10:14:40	00:02:48	15.149	60	15.149	00:02:48	00:35:10
Aitor FERNANDEZ DE ARROIABE				2	18	12:44:21	12:48:31	00:04:10	16.337	64/64	15.693	00:06:58	01:04:50
BRISA DEL GUAZIR 75													
Lap / preceding :00:01:00													
- CEI* - NESTOR FERNANDEZ DE ARROIABE				Total Riding Time: 04:08:31									
19	240	15.687	Dep.: 13:38:37	1	33	10:19:37	10:23:21	00:03:44	14.231	58/56	14.231	00:03:44	00:43:51
PASCALE PIAZZALUNGA				2	19	12:42:12	12:48:37	00:06:25	17.669	60	15.687	00:10:09	01:04:56
TOOYOU DE GARGASSAN				8									
Lap / preceding :00:00:06													
- CEI* - ANDRE CECILIA				Total Riding Time: 04:08:37									
20	226	15.683	Dep.: 13:38:41	1	27	10:11:42	10:14:45	00:03:03	15.139	60/56	15.139	00:03:03	00:35:15
EMMANUELLE GAUDINO				2	20	12:44:24	12:48:41	00:04:17	16.325	60/60	15.683	00:07:20	01:05:00
CAYREL BASHK'HAAR				6									
Lap / preceding :00:00:04													
- CEI* - GAUDINO-COUSIN EMMANUELLE				Total Riding Time: 04:08:41									
21	204	15.674	Dep.: 13:38:49	1	18	10:05:18	10:08:29	00:03:11	15.878	64/59	15.878	00:03:11	00:28:59
ERIC BONAL				2	21	12:44:27	12:48:49	00:04:22	15.457	60	15.674	00:07:33	01:05:08
USHUAIA DE MONTÉGUT				7									
Lap / preceding :00:00:08													
- CEI* - LAGASSE CHRISTIANE				Total Riding Time: 04:08:49									
22	225	15.664	Dep.: 13:38:59	1	25	10:11:47	10:14:25	00:02:38	15.177	64/64	15.177	00:02:38	00:34:55
CLAIRE GARCIA				2	22	12:44:23	12:48:59	00:04:36	16.235	58/60	15.664	00:07:14	01:05:18
CENTRE FOLD TE				12									
Lap / preceding :00:00:10													
- CEI* -				Total Riding Time: 04:08:59									
23	223	15.626	Dep.: 13:39:35	1	29	10:16:30	10:18:51	00:02:21	14.692	60/58	14.692	00:02:21	00:39:21
MATHILDE FELGA				2	23	12:46:41	12:49:35	00:02:54	16.797	60/60	15.626	00:05:15	01:05:54
SHIVA DE JANSAVIS				8									
Lap / preceding :00:00:36													
- CEI* - BESSIERE FELGA FRANCOISE				Total Riding Time: 04:09:35									
24	238	15.607	Dep.: 13:39:53	1	28	10:11:54	10:14:57	00:03:03	15.117	64/61	15.117	00:03:03	00:35:27
CINDY MACHADO				2	24	12:44:26	12:49:53	00:05:27	16.183	56/56	15.607	00:08:30	01:06:12
MALVINKA				7									
Lap / preceding :00:00:18													
- CEI* - BIACHE FRANCOISE				Total Riding Time: 04:09:53									

RANK	NUM.	AV. SPEED	NAT.	PHASE	RANK	ARRIVAL	IN TIME	RECOV. T.	PH. SPEED	BPM	AV. SPEED	TOTAL REC.	LAP/LEAD
25	216	15.465	Dep.: 13:42:11	1	31	10:11:14	10:20:26	00:09:12	14.526	61/60	14.526	00:09:12	00:40:56
ELISABETH DE RIDDER				2	25	12:43:42	12:52:11	00:08:29	16.644	63	15.465	00:17:41	01:08:30
URIAM EL NEFOUS				7									
Lap / preceding :00:02:18													
- CEI* - RIDDER ELIZABETH DE												Total Riding Time: 04:12:11	
26	247	14.855	Dep.: 13:52:32	1	32	10:16:33	10:21:29	00:04:56	14.419	58/58	14.419	00:04:56	00:41:59
EMILIE VIC				2	26	12:50:02	13:02:32	00:12:30	15.366	56/56	14.855	00:17:26	01:18:51
UYARA AL BOZO				7									
Lap / preceding :00:10:21													
- CEI* - MONTET ALAIN												Total Riding Time: 04:22:32	
27	212	14.428	Dep.: 14:00:18	1	19	10:05:22	10:10:42	00:05:20	15.608	64	15.608	00:05:20	00:31:12
AURELIEN CERLATI				2	27	13:02:27	13:10:18	00:07:51	13.324	64/60	14.428	00:13:11	01:26:37
CESARION DE THUERRY				14									
Lap / preceding :00:07:46													
- CEI* - CERLATI AURELIEN												Total Riding Time: 04:30:18	
28	254	14.244	Dep.: 14:03:48	1	34	10:24:32	10:27:58	00:03:26	13.787	60	13.787	00:03:26	00:48:28
Dirk COOLEN				2	28	13:07:44	13:13:48	00:06:04	14.782	51	14.244	00:09:30	01:30:07
KHEMET ALASKA				7									
Lap / preceding :00:03:30													
- CEI* - Dirk Coolen												Total Riding Time: 04:33:48	
29	242	12.429	Dep.: 14:43:47	1	35	10:38:59	10:42:11	00:03:12	12.578	60/55	12.578	00:03:12	01:02:41
DELPHINE RIGAUT				2	29	13:47:06	13:53:47	00:06:41	12.269	62/60	12.429	00:09:53	02:10:06
OUT QUEST MERVEILLES				13									
Lap / preceding :00:39:59													
- CEI* - DUPAS CARLOTA												Total Riding Time: 05:13:47	
30	208	12.424	Dep.: 14:43:54	1	37	10:45:59	10:52:30	00:06:31	11.826	52	11.826	00:06:31	01:13:00
MARIE BROCS				2	30	13:47:14	13:53:54	00:06:40	13.154	50/50	12.424	00:13:11	02:10:13
RAIJOR DE BOZOULS				10									
Lap / preceding :00:00:07													
- CEI* - MEZAGRI S.A.R.L.												Total Riding Time: 05:13:54	
31	239	12.418	Dep.: 14:44:04	1	36	10:46:01	10:52:27	00:06:26	11.830	60/62	11.830	00:06:26	01:12:57
ALAIN MORVAN				2	31	13:47:13	13:54:04	00:06:51	13.134	48	12.418	00:13:17	02:10:23
BATCHO DE BOZOULS				7									
Lap / preceding :00:00:10													
- CEI* - MEZAGRI S.A.R.L.												Total Riding Time: 05:14:04	
NQ	202	LA		1	14	09:49:29	09:53:52	00:04:23	17.916	64/66	17.916	00:04:23	00:14:22
MARIE BAERT				2	LA	12:07:54	12:24:17	00:16:23	16.845	64	17.389	00:20:46	00:40:36
ULHMAN MAS JOCONDE				7									
Lap / preceding :22:30:13													
- CEI* - JOHNSON RAYMOND													
NQ	207	LA		1	20	10:05:20	10:11:10	00:05:50	15.553	60/56	15.553	00:05:50	00:31:40
MARIE CHARLOTTE BOUSQUET				2	LA	13:02:28	13:07:49	00:05:21	13.611	0	14.562	00:11:11	01:24:08
UMZIL NOJA				7									
Lap / preceding :00:43:32													
- CEI* - BOUNIOL CATHERINE													
NQ	220	LA		1	21	10:11:51	10:13:56	00:02:05	15.231	60	15.231	00:02:05	00:34:26
CESAR DONNAIS				2	LA	12:44:21	12:46:15	00:01:54	16.560	60/60	15.838	00:03:59	01:02:34
FAWAZ				9									
Lap / preceding :23:38:26													
- CEI* - ARAB'ENDURANCE E.A.R.L.													
NQ	237	ME		1	6	09:36:00	09:43:08	00:07:08	19.780	64/60	19.780	00:07:08	00:03:38
VINCENT LONGO				2	ME	11:41:55	12:05:05	00:23:10	18.244	0	19.017	00:30:18	00:21:24
ROLANDE DES PRES				8									
Lap / preceding :23:18:50													
- CEI* - AIRAUDO JEAN-CLAUDE													
NQ	244	LA		1	4	09:36:32	09:41:09	00:04:37	20.168	60/60	20.168	00:04:37	00:01:39
PHILIPPE TOMAS				2	LA	11:48:09	11:52:53	00:04:44	20.276	60/60	20.219	00:09:21	00:09:12
TABRIZ DE L'AIGOUAL				8									
Lap / preceding :23:47:48													
- CEI* - JUST MARIE-NOELLE													
NQ	248	LA		1	30	10:16:32	10:19:56	00:03:24	14.578	60/60	14.578	00:03:24	00:40:26
MARION WASILEWSKI				2	LA	12:50:03	12:55:04	00:05:01	16.155	0	15.290	00:08:25	01:11:23
ZABA DU VALLOIS				7									
Lap / preceding :01:02:11													
- CEI* - POITRIN PASCAL													

RANK	NUM.	AV. SPEED	NAT.	PHASE	RANK	ARRIVAL	IN TIME	RECOV. T.	PH. SPEED	BPM	AV. SPEED	TOTAL REC.	LAP/LEAD
NQ	201	LA		1	LA	09:36:34	09:44:50	00:08:16	19.459	0	19.459	00:08:16	00:05:20
ALEX AUBERTIN 													
UTIKA HADJ  7													
Lap / preceding :21:29:46													
- CEI* - LES ECURIES DU MAS DE BEL S.A.R.L.													
NQ	217	FTC		1	FTC		13:05:17		6.682	0	6.682	00:08:16	03:25:47
CAROLINE DELHOSTE 													
SEMILLAH MUSKATEAN  9													
Lap / preceding :03:20:27													
- CEI* - HAR. DES FILS DU VENT													
NQ	221	RET		1	RET	10:24:35	10:30:25	00:05:50	13.562	61/60	13.562	00:05:50	00:50:55
LYDIE DUBOIS 													
UEPISTACHE  7													
Lap / preceding :21:25:08													
- CEI* - DUBOIS LYDIE													
NQ	214	DSQ											
BEATRICE DANIAU 													
TIZNIT D'OLT  8													
Lap / preceding :21:29:35													
- CEI* - DANIAU BEATRICE													
NQ	235	ME-TR											
HENRY DAVID GUEDJ 													
RAYA DE GALONNE  10													
Lap / preceding :00:00:00													
- CEI* - DAMENO FRANCK													

WD=Withdrawn, RET=Retired, DSQ=Disqualified, FNR=Finished not ranked, LA=Lame, MI=Minor injury, CI=Catastrophic injury, ME=Metabolic, ME-TR=Metabolic invasive treatment, OT=Out of time, FTC: Failed to complete

