
















Individual Results

Final













NEGREPILISSE - Negrepelisse (FRA) 27-09-2015 - CEI* 90km :42 Riders

RANK	NUM.	AV. SPEED	NAT.	PHASE	RANK	ARRIVAL	IN TIME	RECOV. T.	PH. SPEED	BPM	AV. SPEED	TOTAL REC.	LAP/LEAD
1	209	22.243		1	2	09:36:34	09:40:07	00:03:33	20.376	62	20.376	00:03:33	00:00:37
	ISABELLE BROUARD			2	1	11:39:44	11:43:41	00:03:57	22.258	64/64	21.232	00:07:30	00:00:00
	AZIM DU FLORIVAL		13	3	1	13:24:41	13:39:42		25.882	57	22.243		00:00:00
- CEI* - QATAR FOUNDATION AL SHAQA												Total Riding Time: 03:54:41	
2	245	21.821		1	1	09:36:31	09:39:30	00:02:59	20.503	64/60	20.503	00:02:59	00:00:00
	PAUL VANDEKERCKHOVE			2	2	11:38:56	11:44:46	00:05:50	21.814	62/58	21.108	00:08:49	00:01:05
	TROICA DU SAUVETERRE		8	3	2	13:29:13	13:41:48		24.242	60/58	21.821		00:04:32
	Lap / preceding :00:04:32												
- CEI* - VANDEKERCKHOVE GUILLAUME												Total Riding Time: 03:59:13	
3	224	20.086		1	3	09:36:29	09:41:01	00:04:32	20.195	62/60	20.195	00:04:32	00:01:31
	STEPHANE FLEURY			2	4	11:39:44	11:50:20	00:10:36	20.825	56/56	20.490	00:15:08	00:06:39
	DR PEPPER		9	3	3	13:49:53	13:56:19		18.979	60	20.086		00:25:12
	Lap / preceding :00:20:40												
- CEI* -												Total Riding Time: 04:19:53	
4	210	19.171		1	11	09:36:29	09:52:39	00:16:10	18.109	53	18.109	00:16:10	00:13:09
	MARTA BRUNELIN			2	7	11:59:30	12:08:47	00:09:17	19.348	60	18.680	00:25:27	00:25:06
	NAOS DU PESQUIER		14	3	4	14:02:17	14:17:43		20.787	60	19.171		00:37:36
	Lap / preceding :00:12:24												
- CEI* - DARNAUD BERNARD												Total Riding Time: 04:32:17	
5	250	18.942		1	7	09:36:26	09:43:23	00:06:57	19.732	64/64	19.732	00:06:57	00:03:53
	NASSER JUMAH JASSIM AL MOHANNADI			2	5	11:42:02	11:52:34	00:10:32	20.856	64/64	20.253	00:17:29	00:08:53
	DUFAWAN			3	5	14:05:35	14:10:59		15.900	60	18.942		00:40:54
	Lap / preceding :00:03:18												
- CEI* - AL SHAQAB (Member of Qatar Foundation)												Total Riding Time: 04:35:35	
6	203	18.830		1	10	09:49:29	09:52:23	00:02:54	18.152	63/60	18.152	00:02:54	00:12:53
	KENZA BETTENFELD			2	9	12:07:59	12:11:53	00:03:54	18.694	64	18.406	00:06:48	00:28:12
	RUM WADI DE SOMMANT		10	3	6	14:07:13	14:14:14		20.204	60	18.830		00:42:32
	Lap / preceding :00:01:38												
- CEI* - BOCQUET JEAN-NOEL												Total Riding Time: 04:37:13	
7	218	18.829		1	9	09:49:30	09:52:15	00:02:45	18.174	60/60	18.174	00:02:45	00:12:45
	AURELIE DEVELAY			2	8	12:07:57	12:11:32	00:03:35	18.734	58	18.437	00:06:20	00:27:51
	TENERE DE NORVAVRE		8	3	7	14:07:14	14:14:21		20.091	64	18.829		00:42:33
	Lap / preceding :00:00:01												
- CEI* - SINTIER PATRICK												Total Riding Time: 04:37:14	
8	222	18.667		1	12	09:49:32	09:53:01	00:03:29	18.050	64/60	18.050	00:03:29	00:13:31
	LAURE FAUGERE			2	11	12:09:09	12:15:00	00:05:51	18.238	62/60	18.140	00:09:20	00:31:19
	TARBOUL DE LUC		8	3	8	14:09:38	14:23:24		20.423	52	18.667		00:44:57
	Lap / preceding :00:02:24												
- CEI* - GIRALDI CHRISTOPHE												Total Riding Time: 04:39:38	
9	213	18.666		1	13	09:49:32	09:53:04	00:03:32	18.042	64/68	18.042	00:03:32	00:13:34
	THOMAS CRISNAIRE			2	12	12:09:09	12:15:03	00:05:54	18.238	64/56	18.135	00:09:26	00:31:22
	SALIMA AL MELS		9	3	9	14:09:39	14:23:26		20.433	50	18.666		00:44:58
	Lap / preceding :00:00:01												
- CEI* - VIGUIE MICHELE												Total Riding Time: 04:39:39	
10	205	18.250		1	16	09:52:57	09:55:13	00:02:16	17.706	62/60	17.706	00:02:16	00:15:43
	ENORA BOULENGER			2	13	12:11:13	12:17:41	00:06:28	18.152	60/60	17.916	00:08:44	00:34:00
	RAMAYANA DE CENDRE		10	3	10	14:16:02	14:26:08		19.312	62	18.250		00:51:21
	Lap / preceding :00:06:23												
- CEI* - CENDRE ECURIE DE												Total Riding Time: 04:46:02	
11	246	18.249		1	15	09:52:58	09:55:07	00:02:09	17.721	62	17.721	00:02:09	00:15:37
	LINDA VAUTE			2	10	12:11:11	12:14:18	00:03:07	18.753	62	18.199	00:05:16	00:30:37
	VALERIANE D'AX		6	3	11	14:16:03	14:24:19		18.397	60	18.249		00:51:22
	Lap / preceding :00:00:01												
- CEI* - DU LAC JEAN												Total Riding Time: 04:46:03	

RANK	NUM.	AV. SPEED	NAT.	PHASE	RANK	ARRIVAL	IN TIME	RECOV. T.	PH. SPEED	BPM	AV. SPEED	TOTAL REC.	LAP/LEAD
12	251	16.746		1	24	10:11:53	10:14:22	00:02:29	15.182	61/60	15.182	00:02:29	00:34:52
Josu BIRITXINAGA				2	14	12:44:20	12:46:22	00:02:02	16.607	62/64	15.830	00:04:31	01:02:41
KAT FERROLANA II				3	12	14:41:43	14:52:05		20.199	57	16.746		01:17:02
Lap / preceding :00:25:40													
- CEI* - JON ALBERDI AYESTA												Total Riding Time: 05:11:43	
13	215	16.426		1	17	10:03:28	10:07:25	00:03:57	16.010	60/50	16.010	00:03:57	00:27:55
EMMANUELLE DAVID				2	17	12:41:24	12:47:31	00:06:07	15.487	64/60	15.757	00:10:04	01:03:50
NICHAM D'AUTAN			11	3	13	14:47:47	14:57:49		18.786	48	16.426		01:23:06
Lap / preceding :00:06:04													
- CEI* - DAVID EMMANUELLE												Total Riding Time: 05:17:47	
14	240	16.425		1	33	10:19:37	10:23:21	00:03:44	14.231	58/56	14.231	00:03:44	00:43:51
PASCALE PIAZZALUNGA				2	19	12:42:12	12:48:37	00:06:25	17.669	60	15.687	00:10:09	01:04:56
TOOYOU DE GARGASSAN			8	3	14	14:47:48	14:56:30		19.080	57	16.425		01:23:07
Lap / preceding :00:00:01													
- CEI* - ANDRE CECILIA												Total Riding Time: 05:17:48	
15	225	16.285		1	25	10:11:47	10:14:25	00:02:38	15.177	64/64	15.177	00:02:38	00:34:55
CLAIRE GARCIA				2	22	12:44:23	12:48:59	00:04:36	16.235	58/60	15.664	00:07:14	01:05:18
CENTRE FOLD TE			12	3	15	14:50:33	15:00:21		18.444	52	16.285		01:25:52
Lap / preceding :00:02:45													
- CEI* -												Total Riding Time: 05:20:33	
16	236	16.284		1	23	10:11:52	10:14:04	00:02:12	15.216	64/62	15.216	00:02:12	00:34:34
JULIEN LAFAURE				2	15	12:44:19	12:47:21	00:03:02	16.419	64	15.767	00:05:14	01:03:40
UPAL CABIRAT			7	3	16	14:50:34	15:01:02		18.029	62	16.284		01:25:53
Lap / preceding :00:00:01													
- CEI* - LAFAURE JEAN-NOEL												Total Riding Time: 05:20:34	
17	226	16.283		1	27	10:11:42	10:14:45	00:03:03	15.139	60/56	15.139	00:03:03	00:35:15
EMMANUELLE GAUDINO				2	20	12:44:24	12:48:41	00:04:17	16.325	60/60	15.683	00:07:20	01:05:00
CAYREL BASHK'HAAR			6	3	17	14:50:35	15:05:12		18.359	55	16.283		01:25:54
Lap / preceding :00:00:01													
- CEI* - GAUDINO-COUSIN EMMANUELLE												Total Riding Time: 05:20:35	
18	211	16.282		1	22	10:11:49	10:14:00	00:02:11	15.224	60/60	15.224	00:02:11	00:34:30
JENNIFER CARTIER				2	16	12:44:21	12:47:24	00:03:03	16.402	56/58	15.764	00:05:14	01:03:43
URANIE CABIRAT			7	3	18	14:50:36	14:56:37		18.033	58	16.282		01:25:55
Lap / preceding :00:00:01													
- CEI* - LAFAURE JEAN-NOEL												Total Riding Time: 05:20:36	
19	252	16.281		1	26	10:11:52	10:14:40	00:02:48	15.149	60	15.149	00:02:48	00:35:10
Aitor FERNANDEZ DE ARROIABE				2	18	12:44:21	12:48:31	00:04:10	16.337	64/64	15.693	00:06:58	01:04:50
BRISA DEL GUAZIR 75				3	19	14:50:37	15:00:03		18.308	57	16.281		01:25:56
Lap / preceding :00:00:01													
- CEI* - NESTOR FERNANDEZ DE ARROIABE												Total Riding Time: 05:20:37	
20	216	16.075		1	31	10:11:14	10:20:26	00:09:12	14.526	61/60	14.526	00:09:12	00:40:56
ELISABETH DE RIDDER				2	25	12:43:42	12:52:11	00:08:29	16.644	63	15.465	00:17:41	01:08:30
URIAM EL NEFOUS			7	3	20	14:54:44	15:11:35		18.194	60	16.075		01:30:03
Lap / preceding :00:04:07													
- CEI* - RIDDER ELIZABETH DE												Total Riding Time: 05:24:44	
21	204	15.924		1	18	10:05:18	10:08:29	00:03:11	15.878	64/59	15.878	00:03:11	00:28:59
ERIC BONAL				2	21	12:44:27	12:48:49	00:04:22	15.457	60	15.674	00:07:33	01:05:08
USHUAIA DE MONTÉGUT			7	3	21	14:57:48	15:07:39		16.712	62	15.924		01:33:07
Lap / preceding :00:03:04													
- CEI* - LAGASSE CHRISTIANE												Total Riding Time: 05:27:48	
22	223	15.924		1	29	10:16:30	10:18:51	00:02:21	14.692	60/58	14.692	00:02:21	00:39:21
MATHILDE FELGA				2	23	12:46:41	12:49:35	00:02:54	16.797	60/60	15.626	00:05:15	01:05:54
SHIVA DE JANSAVIS			8	3	22	14:57:49	15:07:06		16.873	56	15.924		01:33:08
Lap / preceding :00:00:01													
- CEI* - BESSIERE FELGA FRANCOISE												Total Riding Time: 05:27:49	
23	238	15.610		1	28	10:11:54	10:14:57	00:03:03	15.117	64/61	15.117	00:03:03	00:35:27
CINDY MACHADO				2	24	12:44:26	12:49:53	00:05:27	16.183	56/56	15.607	00:08:30	01:06:12
MALVINKA			7	3	23	15:04:24	15:15:38		15.618	48	15.610		01:39:43
Lap / preceding :00:06:35													
- CEI* - BIACHE FRANCOISE												Total Riding Time: 05:34:24	
24	247	14.661		1	32	10:16:33	10:21:29	00:04:56	14.419	58/58	14.419	00:04:56	00:41:59
EMILIE VIC				2	26	12:50:02	13:02:32	00:12:30	15.366	56/56	14.855	00:17:26	01:18:51
UYARA AL BOZO			7	3	24	15:26:03	15:36:50		14.115	52	14.661		02:01:22
Lap / preceding :00:21:39													
- CEI* - MONTET ALAIN												Total Riding Time: 05:56:03	

RANK	NUM.	AV. SPEED	NAT.	PHASE	RANK	ARRIVAL	IN TIME	RECOV. T.	PH. SPEED BPM	AV. SPEED	TOTAL REC.	LAP/LEAD	
25	254	14.376		1	34	10:24:32	10:27:58	00:03:26	13.787	60	13.787	00:03:26	00:48:28
Dirk COOLEN				2	28	13:07:44	13:13:48	00:06:04	14.782	51	14.244	00:09:30	01:30:07
KHEMET ALASKA				3	25	15:33:06	15:44:09		14.782	52	14.376		02:08:25
Lap / preceding :00:07:03													
- CEI* - Dirk Coolen											Total Riding Time: 06:03:06		
26	212	14.341		1	19	10:05:22	10:10:42	00:05:20	15.608	64	15.608	00:05:20	00:31:12
AURELIEN CERLATI				2	27	13:02:27	13:10:18	00:07:51	13.324	64/60	14.428	00:13:11	01:26:37
CESARION DE THUERRY			14	3	26	15:33:59	15:45:47		14.090	58	14.341		02:09:18
Lap / preceding :00:00:53													
- CEI* - CERLATI AURELIEN											Total Riding Time: 06:03:59		
27	208	12.796		1	37	10:45:59	10:52:30	00:06:31	11.826	52	11.826	00:06:31	01:13:00
MARIE BROCS				2	30	13:47:14	13:53:54	00:06:40	13.154	50/50	12.424	00:13:11	02:10:13
RAIJOR DE BOZOULS			10	3	27	16:17:57	16:26:20		14.035	50	12.796		02:53:16
Lap / preceding :00:43:58													
- CEI* - MEZAGRI S.A.R.L.											Total Riding Time: 06:47:57		
28	242	12.795		1	35	10:38:59	10:42:11	00:03:12	12.578	60/55	12.578	00:03:12	01:02:41
DELPHINE RIGAUT				2	29	13:47:06	13:53:47	00:06:41	12.269	62/60	12.429	00:09:53	02:10:06
OUT QUEST MERVEILLES			13	3	28	16:17:58	16:33:12		14.015	48	12.795		02:53:17
Lap / preceding :00:00:01													
- CEI* - DUPAS CARLOTA											Total Riding Time: 06:47:58		
29	239	12.795		1	36	10:46:01	10:52:27	00:06:26	11.830	60/62	11.830	00:06:26	01:12:57
ALAIN MORVAN				2	31	13:47:13	13:54:04	00:06:51	13.134	48	12.418	00:13:17	02:10:23
BATCHO DE BOZOULS			7	3	29	16:17:59	16:26:15		14.055	56	12.795		02:53:18
Lap / preceding :00:00:01													
- CEI* - MEZAGRI S.A.R.L.											Total Riding Time: 06:47:59		
NQ	241	LA		1	5	09:36:34	09:41:21	00:04:47	20.128	64/62	20.128	00:04:47	00:01:51
AUDREY PLANCHON				2	3	11:39:45	11:47:45	00:08:00	21.528	61/52	20.772	00:12:47	00:04:04
INCH'ALLAH DU BOURG			9	3	LA	13:27:40	13:56:26		26.444	0	21.964		00:02:59
Lap / preceding :21:09:41													
- CEI* - LISTE ROUGE													
NQ	243	ME-TR		1	8	09:36:21	09:43:29	00:07:08	19.713	64/64	19.713	00:07:08	00:03:59
ALIZEE SAIGNIE				2	6	11:42:01	11:53:06	00:11:05	20.755	62/60	20.197	00:18:13	00:09:25
QUETIB EL KABYLE			11	3	ME-TR	13:31:26	14:01:48		27.310	0	21.621		00:06:45
Lap / preceding :00:03:46													
- CEI* - SAIGNIE PHILIPPE													
NQ	202	LA		1	14	09:49:29	09:53:52	00:04:23	17.916	64/66	17.916	00:04:23	00:14:22
MARIE BAERT				2	LA	12:07:54	12:24:17	00:16:23	16.845	64	17.389	00:20:46	00:40:36
ULHMAN MAS JOCONDE			7										
Lap / preceding :23:42:51													
- CEI* - JOHNSON RAYMOND													
NQ	207	LA		1	20	10:05:20	10:11:10	00:05:50	15.553	60/56	15.553	00:05:50	00:31:40
MARIE CHARLOTTE BOUSQUET				2	LA	13:02:28	13:07:49	00:05:21	13.611	0	14.562	00:11:11	01:24:08
UMZIL NOJA			7										
Lap / preceding :00:43:32													
- CEI* - BOUNIOL CATHERINE													
NQ	220	LA		1	21	10:11:51	10:13:56	00:02:05	15.231	60	15.231	00:02:05	00:34:26
CESAR DONNAIS				2	LA	12:44:21	12:46:15	00:01:54	16.560	60/60	15.838	00:03:59	01:02:34
FAWAZ			9										
Lap / preceding :23:38:26													
- CEI* - ARAB'ENDURANCE E.A.R.L.													
NQ	237	ME		1	6	09:36:00	09:43:08	00:07:08	19.780	64/60	19.780	00:07:08	00:03:38
VINCENT LONGO				2	ME	11:41:55	12:05:05	00:23:10	18.244	0	19.017	00:30:18	00:21:24
ROLANDE DES PRES			8										
Lap / preceding :23:18:50													
- CEI* - AIRAUDO JEAN-CLAUDE													
NQ	244	LA		1	4	09:36:32	09:41:09	00:04:37	20.168	60/60	20.168	00:04:37	00:01:39
PHILIPPE TOMAS				2	LA	11:48:09	11:52:53	00:04:44	20.276	60/60	20.219	00:09:21	00:09:12
TABRIZ DE L'AIGOUAL			8										
Lap / preceding :23:47:48													
- CEI* - JUST MARIE-NOELLE													
NQ	248	LA		1	30	10:16:32	10:19:56	00:03:24	14.578	60/60	14.578	00:03:24	00:40:26
MARION WASILEWSKI				2	LA	12:50:03	12:55:04	00:05:01	16.155	0	15.290	00:08:25	01:11:23
ZABA DU VALLOIS			7										
Lap / preceding :01:02:11													
- CEI* - POITRIN PASCAL													

RANK	NUM.	AV. SPEED	NAT.	PHASE	RANK	ARRIVAL	IN TIME	RECOV. T.	PH. SPEED	BPM	AV. SPEED	TOTAL REC.	LAP/LEAD
NQ	201	LA		1	LA	09:36:34	09:44:50	00:08:16	19.459	0	19.459	00:08:16	00:05:20
ALEX AUBERTIN 													
UTIKA HADJ  7													
Lap / preceding :21:29:46													
- CEI* - LES ECURIES DU MAS DE BEL S.A.R.L.													
NQ	217	FTC		1	FTC		13:05:17		6.682	0	6.682	00:08:16	03:25:47
CAROLINE DELHOSTE 													
SEMILLAH MUSKATEAN  9													
Lap / preceding :03:20:27													
- CEI* - HAR. DES FILS DU VENT													
NQ	221	RET		1	RET	10:24:35	10:30:25	00:05:50	13.562	61/60	13.562	00:05:50	00:50:55
LYDIE DUBOIS 													
UEPISTACHE  7													
Lap / preceding :21:25:08													
- CEI* - DUBOIS LYDIE													
NQ	214	DSQ											
BEATRICE DANIAU 													
TIZNIT D'OLT  8													
Lap / preceding :21:29:35													
- CEI* - DANIAU BEATRICE													
NQ	235	ME-TR											
HENRY DAVID GUEDJ 													
RAYA DE GALONNE  10													
Lap / preceding :00:00:00													
- CEI* - DAMENO FRANCK													

WD=Withdrawn, RET=Retired, DSQ=Disqualified, FNR=Finished not ranked, LA=Lame, MI=Minor injury, CI=Catastrophic injury, ME=Metabolic, ME-TR=Metabolic invasive treatment, OT=Out of time, FTC: Failed to complete

